

HARDWARE
FOR UTILITY AND
ORNAMENTATION



SARGENT & COMPANY

Manufacturers

NEW HAVEN, CONN.

94 Centre Street, New York

Wacker Drive at Randolph, Chicago




No. 3161
13½ × 2 Inches
over all



No. 2261
15⅞ × 2⅝ Inches
over all



No. 2061
13⅜ × 2⅞ Inches
over all



No. 2561
15½ × 2¾ Inches
over all



No. 2461
16⅜ × 2¾ Inches
over all



No. 4061
13¼ × 2½ Inches
over all



No. HF2661
14¾ × 2⅝ Inches
over all

ENTRANCE DOOR HANDLES


Cast Bronze and Brass

No. HF2661 is White Bronze in HF Finish, having the appearance of forged wrought iron, with the advantage of being rustproof


SARGENT



No. 3561SD
13 $\frac{3}{4}$ x 2 $\frac{1}{4}$ Inches over all




No. 3771SW
13 $\frac{3}{4}$ x 2 $\frac{3}{8}$ Inches over all



No. 7561
24 x 4 Inches



No. 3861SD
13 $\frac{3}{4}$ x 2 $\frac{1}{4}$ Inches over all



No. 3861SW
14 x 2 $\frac{3}{8}$ Inches over all

ENTRANCE DOOR HANDLES

*Cast Bronze and Brass
except Nos. 3771SW and 3861SW
which are Wrought*

SARGENT

DOOR KNOBS AND ESCUTCHEONS

Cast Bronze and Brass
For Entrance Doors


The first number represents
the Knob, the second the Escutcheon



Sparta Design (Greek)
No. 1825SA
2½×2¼ Inches
No. 7896SA
10½×2⅞ Inches




Bulis Design (Greek)
No. 1825BG
2½×2¼ Inches
No. 7876BG
12×3 Inches




Lepanto Design (Greek)
No. 1825LA
2½×2¼ Inches
No. 7896LA
15×3½ Inches



Argos Design (Greek)
No. 1825AG, 2½×2¼ Inches
No. 7896AG
13×3¼ Inches



Stylis Design (Greek)
No. 1825SG, 2½×2¼ Inches
No. 7896SG
12×3¼ Inches



Ulysses Design (Greek)
No. 1825UG, 2½×2¼ Inches
No. 7896UG
10⅝×3¼ Inches

SARGENT

Halifax Design (*Colonial*)
 No. 1912HC, 2 $\frac{5}{8}$ Inches
 No. 870HC, 2x1 Inches



Leicester Design (*Colonial*)
 No. 1912LC, 2 $\frac{5}{16}$ Inches
 No. 870LC, 2 $\frac{1}{4}$ x1 Inches



Frontenac Design (*Louis XV*)
 No. 1822FF, 2 $\frac{1}{4}$ Inches
 No. 870FF, 2 $\frac{3}{4}$ x1 $\frac{1}{4}$ Inches



Vernon Design (*Louis XIV*)
 No. 1822VF, 2 $\frac{1}{4}$ Inches
 No. 870VF, 2 $\frac{1}{2}$ x1 $\frac{1}{4}$ Inches




Brandon Design (*Colonial*)
 No. 1912BC, 2 $\frac{3}{8}$ Inches
 No. 870BC, 2 $\frac{3}{8}$ x1 Inches



Marion Design
 (*Adam*)
 No. 1912MA
 2 $\frac{1}{2}$ Inches
 No. 870MA
 2 $\frac{1}{2}$ x1 $\frac{1}{4}$ Inches




Kenwood Design
 (*Adam*)
 No. 1912KA
 2 $\frac{1}{2}$ Inches, with
 Rose No. 164KA
 No. 870KA
 2 $\frac{1}{8}$ x1 $\frac{1}{4}$ Inches



Copley Design (*Colonial*)
 No. 1912CD, 2 $\frac{7}{16}$ Inches
 No. 870CD, 2x1 $\frac{1}{8}$ Inches




Anjou Design (*Louis XVI*)
 No. 1822FA, 2 $\frac{1}{4}$ Inches
 No. 870FA, 2x1 $\frac{1}{4}$ Inches



DOOR KNOBS & KEY PLATES
 Cast Bronze and Brass
 For Inside Doors

Braddock Design (*Colonial*)
 No. 1822CB, 2 $\frac{1}{4}$ Inches
 No. 870CB, 1 $\frac{1}{4}$ Inches



Du Barry Design (*Louis XVI*)
 No. 1912FD, 2 $\frac{5}{8}$ Inches
 with Rose No. 175FD
 No. 870FD, 2x1 $\frac{1}{4}$ Inches



Raleigh Design (*Elizabethan*)
 No. 1910ER, 2 $\frac{1}{4}$ Inches
 with Rose No. 275ER
 No. 870ER, 1 $\frac{3}{4}$ x1 Inches



The first number represents
 the Knob, the last the Key Plate

SARGENT