

CATALOGUE
OF
HARDWARE

VOLUME TEN

1909

MANUFACTURED BY
RUSSELL & ERWIN MFG. CO.

GENERAL OFFICES AND FACTORIES
NEW BRITAIN, CONNECTICUT
U. S. A.

WAREHOUSES

Nos. 94-96-98 LAFAYETTE STREET - - - - - NEW YORK
BROOKS WHARF, UPPER THAMES STREET - - - - - LONDON, E. C.

OFFICES

No. 26 WEST TWENTY-SIXTH STREET - - - - - NEW YORK
Nos. 15-17 LAKE STREET - - - - - CHICAGO
No. 1201 CHESTNUT STREET - - - - - PHILADELPHIA
No. 833 MARKET STREET - - - - - SAN FRANCISCO

DESIGN INDEX

NAME	ABBREVIATION	DESCRIPTION	PAGE	NAME	ABBREVIATION	DESCRIPTION	PAGE
Abington	Ab.	Wrought Bronze and Steel		Avallon	Avln.	School—Romanesque Cast Bronze	
		Lock Trim	360			Lock Trim	269
		Miscellaneous	361			Miscellaneous	270
		Mortise Lock Sets	362			Mortise Lock Sets	271
		“ “ “	363			Door Pulls	726
		Door Pulls	729			Push Plates	752
		Push Buttons	781			Store Door Handles No. 401	700
“ Plates	757	“ “ “ “ 410	687				
Turn Handles	779						
Aegina	Aeg.	School—Greek Cast Bronze		Baltic	Balt.	Solid Wrought Bronze	
		Lock Trim	147			Lock Trim	319
		Miscellaneous	148			Mortise Lock Sets	320
		Mortise Lock Sets	149			“ “ “	321
		Door Pulls	721				
		Push Button	776				
		“ Plates	749				
Store Door Handles No. 410	680						
Alden	Al.	Wrought Bronze		Barclay	Barc.	Wrought Bronze	
		Lock Trim	364			Store Door Handles No. 401	703
		Miscellaneous	365			“ “ “ “ 410	691
		Mortise Lock Sets	366				
		Door Pull	729				
		Push Button	781				
		“ Plate	757				
Turn Handle	779						
Aldus		School—Marine Cast Bronze		Beaumont	Beau.	School—French Renaissance Cast Bronze	
		Lock Trim	276			Lock Trim	109, 279
Allyn	Aln.	School—Greek Cast Bronze				Miscellaneous	110
		Door Pull	722			Mortise Lock Sets	111
		Push Plate	749			Unit “ “	112
Store Door Handles No. 410	680	Door Pulls	720				
Amarat	Am.	Wrought Bronze and Steel				Push Plates	748
		Lock Trim	351	Store Door Handles No. 410	678		
		Miscellaneous	351				
		Mortise Lock Sets	352				
		“ “ “	353				
		“ “ “	354				
		Bell Pulls	783				
Push Buttons	782						
Turn Handles	780						
Andros	And.	School—Greek Cast Bronze		Belfort		School—French Renaissance Cast Bronze	
		Lock Trim	150			Door Pull	726
		Miscellaneous	151			Push Plate	748
		Mortise Lock Sets	152				
		Unit “ “	153				
		Door Pull	722				
		Push Plate	749				
Store Door Handles No. 410	681						
Anjou	Anj.	Cast Iron		Benton	Ben.	Wrought Bronze and Steel	
		Lock Trim	418			Lock Trim	322
		Miscellaneous	419			“ “	323
		Mortise Lock Sets	420			“ “	324
		Door Pull	730			Miscellaneous	325
		Push Plate	758			Mortise Lock Sets	326
		Store Door Handles No. 7401	705			“ “ “	327
“ “ “ “ 7410	691	“ “ “	328				
Antoinette	Ant.	School—Louis XVI Cast Bronze		“ “ “	329		
		Lock Trim	233	“ “ “	330		
		Miscellaneous	234	“ “ “	331		
		Mortise Lock Sets	235	“ “ “	332		
		Door Pulls	725	Bell Pulls	783		
		Push Plates	752	Door “	728		
		Store Door Handles No. 410	686	Push Buttons	775		
Anjou	Anj.	Cast Iron		“ “	781		
		Lock Trim	418	“ Plates	756		
		Miscellaneous	419	Store Door Handles No. 048	702		
		Mortise Lock Sets	420	“ “ “ “ 049	702		
		Door Pull	730	“ “ “ “ 088	690		
		Push Plate	758	“ “ “ “ 089	690		
		Store Door Handles No. 7401	705	“ “ “ “ 7048	703		
“ “ “ “ 7410	691	“ “ “ “ 7049	703				
Antoinette	Ant.	School—Louis XVI Cast Bronze		“ “ “ “ 8048	703		
		Lock Trim	233	“ “ “ “ 8049	703		
		Miscellaneous	234	Turn Handles	779		
		Mortise Lock Sets	235				
		Door Pulls	725				
		Push Plates	752				
		Store Door Handles No. 410	686				
Anjou	Anj.	Cast Iron		Berkeley	Berk.	Wrought Bronze and Steel	
		Lock Trim	418			Lock Trim	333
		Miscellaneous	419			“ “	334
		Mortise Lock Sets	420			Miscellaneous	335
		Door Pull	730			Mortise Lock Sets	336
		Push Plate	758			“ “ “	337
		Store Door Handles No. 7401	705			“ “ “	338
“ “ “ “ 7410	691	“ “ “	339				
Antoinette	Ant.	School—Louis XVI Cast Bronze		Door Pulls	729		
		Lock Trim	233	Push Buttons	781		
		Miscellaneous	234	“ Plates	757		
		Mortise Lock Sets	235	Store Door Handles No. 401	703		
		Door Pulls	725	“ “ “ “ 410	691		
		Push Plates	752	“ “ “ “ 7401	703		
		Store Door Handles No. 410	686	Turn Handles	779		

S
T
U
V
W
Design
A
B

DESIGN INDEX

CONTINUED

NAME	ABBREVIATION	DESCRIPTION	PAGES	NAME	ABBREVIATION	DESCRIPTION	PAGES
		School—Colonial Cast Bronze				School—Colonial Cast Bronze	
Bolton		Plate Escutcheon No. 930	465	Cambridge Jr.	Cam., Jr.	Store Door Handles No. 420	693
		Turn Piece Escutcheon No. T926	465			“ “ “ “ 425	708
		“ “ “ “ T932	465			“ “ “ “ 424	711
		Cabinet Escutcheon	466			“ “ “ “ 429	712
						Push Button	774
						Plate Escutcheon	464
		School—Italian Renaissance Cast Bronze				School—Colonial Cast Bronze	
Bramante	Bram.	Lock Trim	184	Camden		Lock Trim	277
		Miscellaneous	185				
		Mortise Lock Sets	186			School—French Renaissance Cast Bronze	
		Door Pulls	723			Lock Trim	113
		Push Button	776			Miscellaneous	114
		“ Plates	750			Mortise Lock Sets	115
		Store Door Handles No. 410	683			Door Pull	720
		“ “ “ “ 412	683			Push Plate	748
		School—Colonial Cast Bronze				Wrought Bronze and Steel	
Brandon	Bdn.	Lock Trim	8	Century	Ct.	Lock Trim	355
		Miscellaneous	9			Miscellaneous	356
		Mortise Lock Sets	10			Mortise Lock Sets	357
		Unit “ “	11			“ “ “ “	358
		Door Pulls	716			Door Pulls	730
		“ Pull (Sectional)	731			Push Buttons	782
		Push Plates	745			“ Plates	758
		Store Door Handles No. 410	672			Store Door Handles No. 401	707
		“ “ “ “ 412	672			“ “ “ “ 402	707
		“ “ “ “ 414	672			“ “ “ “ 410	691
						“ “ “ “ 7401	707
						“ “ “ “ 7402	707
						“ “ “ “ 8401	707
						“ “ “ “ 8402	707
						Turn Handles	780
		School—L'Art Nouveau Cast Bronze					
Breton	Bre.	Lock Trim	209			School—Greek Cast Bronze	
		Miscellaneous	210	Ceres	Cer.	Lock Trim	154
		Mortise Lock Sets	211			Miscellaneous	155
		Door Pulls	724			Mortise Lock Sets	156
		Push Plates	751			Unit “ “	157
		Store Door Handles No. 401	700			Door Pulls	722
		“ “ “ “ 410	685			Push Plates	749
		Grips	740			Store Door Handles No. 410	681
		School—Gothic Cast Bronze				School—Louis XIV Cast Bronze	
Burgos	Bgs.	Lock Trim	132	Chalons		Lock Trim	276
		Miscellaneous	133				
		Mortise Lock Sets	134			Cast Bronze and Iron	
		Door Pulls	721	Chatham	Chat.	Lock Trim	421
		Push Plates	749			Miscellaneous	422
		Store Door Handles No. 410	679			Mortise Lock Sets	423
		Grip	740			Door Pull	730
						Push Button	782
						“ Plate	758
						Store Door Handles No. 7401	705
						“ “ “ “ 7410	692
						Turn Handle	780
		School—Moorish Cast Bronze					
Cadiz	Cdz.	Lock Trim	252, 279			School—Naturalistic Cast Bronze	
		Miscellaneous	253	Christesen		Lock Trim	278
		Mortise Lock Sets	254				
		Door Pull	726			School—English Renaissance Cast Bronze	
		Push Plate	752	Clarendon	Clar.	Lock Trim	89
						Miscellaneous	90
						Mortise Lock Sets	91
						Door Pull	719
						Push Plate	747
						Store Door Handles No. 420	695
		School—Adams Cast Bronze					
Caenwood	Caen.	Lock Trim	6				
		Miscellaneous	6				
		School—Colonial Cast Bronze					
Calvert		Lock Trim	277				
		School—Colonial Cast Bronze					
Cambridge	Cam.	Store Door Handles No. 420	693				
		Push Button	774				
		Plate Escutcheon	464				

DESIGN INDEX

CONTINUED

NAME	ABBREVIATION	DESCRIPTION	PAGE	NAME	ABBREVIATION	DESCRIPTION	PAGE	
Clermont	Cler.	Wrought Bronze and Steel			Dorset	Dor.	Wrought Bronze	
		Lock Trim	367				Lock Trim	371
		Miscellaneous	368				Miscellaneous	372
		Mortise Lock Sets	369				Mortise Lock Sets	373
		“ “ “	370				“ “ “	374
		Door Pulls	729				Door Pull	729
		Push Buttons	781				Push Button	781
“ Plates	757	“ Plate	757					
Turn Handles	779	Turn Handle	779					
Cléry		School—French Renaissance Cast Bronze			Dubuque	Dub.	School—French Renaissance Cast Bronze	
		Lock Trim	278				Lock Trim	120
Colbert		School—French Renaissance Cast Bronze			Durand		School—Louis XVI Cast Bronze	
		Lock Trim	277				Lock Trim	280
Conde		School—French Renaissance Cast Bronze			Duquesne		School—Louis XVI Cast Bronze	
		Door Pull (Sectional)	732				Lock Trim	280
Copley		School—Colonial Cast Bronze			DuPont	Du.	School—Empire Cast Bronze	
		Lock Trim	278				Lock Trim	76
Cornwall	Corn.	School—Colonial Cast Bronze					School—Colonial Cast Bronze	
		Lock Trim	12				Lock Trim	77
		Miscellaneous	13				Miscellaneous	78
		Mortise Lock Sets	14				Mortise Lock Sets	79
		Unit “ “	15				Unit “ “	718
		Door Pulls	716				Door Pulls	747
		“ Pull (Sectional)	731				Push Plates	698
		Push Plates	745				Store Door Handles No. 401	677
		Store Door Handles No. 410	672				“ “ “ “ 410	677
		“ “ “ “ 412	672				“ “ “ “ 412	677
“ “ “ “ 414	672							
Courtenay		School—French Renaissance Cast Bronze			Eames		School—Colonial Cast Bronze	
		Lock Trim	277				Lock Trim	276
Darcy	Dcy.	School—French Renaissance Cast Bronze			Eleusis	Eleu.	School—Greek Cast Bronze	
		Lock Trim	116				Lock Trim	161
		Miscellaneous	117				Miscellaneous	162
		Mortise Lock Sets	118				Mortise Lock Sets	163
		Unit “ “	119				Unit “ “	164
		Door Pulls	720				Cylinder Collar	462
		Push Plates	748				Door Pulls	722
		Store Door Handles No. 410	678				Drawer Knob	937
							Push Plates	750
							Door Pull (Sectional)	732
Delphi	Del.	School—Greek Cast Bronze			Ellington	Ell.	School—Colonial Cast Bronze	
		Lock Trim	158				Cylinder Collar	462
		Miscellaneous	159				Store Door Handles No. 420	693
		Mortise Lock Sets	160				Push Button	774
		Door Pulls	722				Door Pull (Sectional)	731
Push Plates	749	Grip	740					
Dijon	Djn.	School—Gothic Cast Bronze			Elmsford	Elms.	School—Colonial Cast Bronze	
		Lock Trim	135				Door Pull	716
		Miscellaneous	136				Push Plate	745
		Mortise Lock Sets	137				Grip	740
		Door Pulls	721					
		Push Plates	749					
		Store Door Handles No. 410	680					
Grip	740							
Dolphin	Dol.	School—Marine Cast Bronze			Endicott	End.	School—Colonial Cast Bronze	
		Store Door Handles No. 410	686				Lock Trim	16
							Miscellaneous	17

B
C
D
E

DESIGN INDEX

CONTINUED

NAME	ABBREVIATION	DESCRIPTION	PAGE	NAME	ABBREVIATION	DESCRIPTION	PAGE		
Endicott (Continued)	End.	Mortise Lock Sets	18	Fordham (Continued)	Ford.	Miscellaneous	295		
		Door Pulls	716			Mortise Lock Sets	296		
		Push Plates	745			“ “ “	297		
		Store Door Handles No. 410	672			“ “ “	298		
Enfield	En.	Cast Bronze		Frankfort		Unit “ “	299		
		Lock Trim	282			“ “ “	300		
		“ “	283			“ “ “	301		
		“ “	284			Door Pull	727		
		Miscellaneous	285			L. B. Plates and Hoods	786		
		Mortise Lock Sets	286			Push Plate	753		
		“ “	287			School—Rococo			
		“ “ “	288			Cast Bronze			
		Unit “ “	289			Lock Trim	277		
		“ “ “	290			School—Colonial			
		“ “ “	291			Cast Bronze			
		Bell Pull	783			Georgetown	Geo.	Plate Escutcheons	464
		Cylinder Collar	462					Store Door Handles No. 424	711
		Push Buttons	775					“ “ “ “ 427	709
		Door Pulls	727					“ “ “ “ 428	709
		Door Pulls	728					“ “ “ “ 429	712
		Push Plates	754					Turn Piece	460
		L. B. Plates and Hoods	784					School—Louis XVI	
		“ “ “ “	785					Cast Bronze	
		Push Plates	753					Lock Trim	280
		Store Door Handles No. 401	701					Door Pull	725
		“ “ “ “ 410	689			Push Plate	752		
“ “ “ “ 412	689	School—Gothic							
“ “ “ “ 414	689	Cast Bronze							
“ “ “ “ 415	689	Gotha		Lock Trim	280				
“ “ “ “ 416	689			Lock Trim	280				
“ “ “ “ 417	689	School—Colonial							
Eros		Cast Bronze		Cast Bronze					
		Lock Trim	280	Granby	Gby.	Lock Trim	23		
School—Colonial		Cast Bronze				Miscellaneous	24		
Essex	Sx.	Lock Trim	19			Mortise Lock Sets	25		
		Miscellaneous	19			Unit “ “	26		
		Turn Piece	460			Door Pulls	716		
		Cabinet Escutcheon	466	Push Plates	745				
Faneull	Fan.	School—Colonial		Gravelot	Grav.	Store Door Handles No. 410	673		
		Cast Bronze				School—Louis XV			
		Lock Trim	20			Cast Bronze			
		Miscellaneous	21			Lock Trim	228		
		Mortise Lock Sets	22			Miscellaneous	229		
		Bell Pull	783			Mortise Lock Sets	230		
		Push Button	776			Door Pull	725		
		Door Pulls	716			Push Button	776		
		Push Plates	745			“ Plate	752		
		Store Door Handles No. 401	697			Shutter Knob	940		
		“ “ “ “ 410	672			School—French Renaissance			
Turn Piece	460	Cast Bronze							
Farmington		Wrought Steel		Grenelle	Gren.	Lock Trim	123		
Farm.	Lock Trim	375	Miscellaneous			124			
	Miscellaneous	376	Mortise Lock Sets			125			
	Mortise Lock Sets	377	Door Pulls			720			
	Door Pull	729	Push Plates			748			
	Push Button	781	Store Door Handles No. 410			679			
	“ Plate	757	School—Louis XVI						
Turn Handle	779	Cast Bronze							
Fenwick		School—Colonial		Grenoble	Gbl.	Lock Trim	236		
Cast Bronze		Cast Bronze				Miscellaneous	237		
Fen.	Store Door Handles No. 425	708	Mortise Lock Sets			238			
	“ “ “ “ 427	709	Door Pulls			725			
	“ “ “ “ 428	709	Push Plates			752			
	“ “ “ “ 429	712	School—Louis XV						
	Plate Escutcheons	464	Cast Bronze						
	Turn Piece	460	Lock Trim	278					
Fordham		Cast Bronze		Grómmont		Lock Trim	292		
Ford.	Lock Trim	292	“ “			293			
	“ “	293	“ “			294			
	“ “	294							

DESIGN INDEX

CONTINUED

NAME	ABBREVIATION	DESCRIPTION	PAGE	NAME	ABBREVIATION	DESCRIPTION	PAGE				
Gulford	Guil.	School—Colonial Cast Bronze		Hastings	Has.	School—Early English Cast Bronze					
		Lock Trim	276			Lock Trim	62				
		Door Pull	716			Miscellaneous	63				
		Plate Escutcheon	464			Mortise Lock Sets	64				
		Push Plate	745			Bell Pull	783				
Store Door Handles No. 410	673	Door Pulls	718								
Haddam	Hadm.	School—Colonial Cast Bronze		Hebe		School—Greek Cast Bronze					
		Lock Trim	27			Unit Lock Sets	165				
		Miscellaneous	28			Helas		School—Greek Cast Bronze			
		Mortise Lock Sets	29					Door Pull (Sectional)	732		
		Door Pulls	716					Hieron		School—Masonic Cast Bronze	
		Push Plates	745							Lock Trim	279
		Store Door Handles No. 410	673							School—Italian Renaissance Cast Bronze	
Turn Piece	460	Iris		Lock Trim	187						
Hadrian	Had.			School—Roman Cast Bronze						Miscellaneous	188
				Lock Trim	263	Mortise Lock Sets	189				
				Miscellaneous	264	Door Pulls	723				
				Mortise Lock Sets	265	Push Plates	750				
		Unit	266	Store Door Handles No. 410	683						
Cylinder Collar	462	“ “ “ “ 412	683								
Door Pulls	726	Itasca	Ita.	Cast Iron							
Push Plates	752			Lock Trim	427						
Store Door Handles No. 410	687			Miscellaneous	428						
Grip	740			Mortise Lock Sets	429						
Hague	Hag.			School—Flemish Cast Bronze		Door Pull	730				
				Lock Trim	96	Push Button	782				
				Miscellaneous	97	“ Plate	758				
				Mortise Lock Sets	98	Store Door Handles No. 7401	706				
				Unit	99	“ “ “ “ 7410	692				
				Door Pulls	719	Turn Handle	780				
				Push Plates	748	Ithaca	Ith.	School—Greek Cast Bronze			
Store Door Handles No. 410	678	Lock Trim	166								
Grip	740	Miscellaneous	167								
Hanover	Han.	School—Early English Cast Bronze		Mortise Lock Sets	168						
		Plate Escutcheon	464	Unit	169						
		“ “	465	Door Pulls	722						
		Store Door Handles No. 427	709	Push Plates	750						
		“ “ “ “ 428	709	Store Door Handles No. 410	682						
Turn Piece	460	Jamestown	Jam.	School—Colonial Cast Bronze							
Hardwick	Hard.			School—Elizabethan Cast Bronze				Door Pull	716		
				Lock Trim	66	Push Plate	745				
				Miscellaneous	67	Store Door Handles No. 410	673				
				Mortise Lock Sets	68	Jerome	Jer.	School—Empire Cast Bronze			
		Door Pull	718	Lock Trim	80						
Push Button	776	Miscellaneous	81								
“ Plate	747	Mortise Lock Sets	82								
Harrington	Harr.	School—English Renaissance Cast Bronze		Unit	83						
		Lock Trim	92	Door Pulls	719						
		Miscellaneous	93	Push Button	776						
		Mortise Lock Sets	94	“ Plates	747						
		Door Pulls	719	Store Door Handles No. 401	698						
Push Plates	748	“ “ “ “ 410	677								
Harrington	Harr.	Cast Iron		“ “ “ “ 412	677						
		Lock Trim	424	Hastings	Has.						
		Miscellaneous	425								
		Mortise Lock Sets	426								
		Door Pull	730								
		Push Plate	758								
		“ Button	782								
Turn Handle	780										

E
F
G
H
I
J

DESIGN INDEX

CONTINUED

NAME	ABBR- VIATION	DESCRIPTION	PAGE	NAME	ABBR- VIATION	DESCRIPTION	PAGE
Kenilworth	Kenl.	School—Elizabethan Cast Bronze		Lexington	Lex.	School—Colonial Cast Bronze	
		Lock Trim	69			Lock Trim	30
		Miscellaneous	70			Miscellaneous	31
		Mortise Lock Sets	71			Mortise Lock Sets	32
		Door Pulls	718			Door Pulls	717
		Push Plates	747			Push Plates	745
		Store Door Handles No. 410	676	Store Door Handles No. 401	697		
		Grip	740	" " " " 410	674		
Kensington	Kens.	Wrought Bronze and Steel		Leyden	Ley.	School—Flemish Cast Bronze	
		Lock Trim	378			Lock Trim	100, 279
		Miscellaneous	379			Miscellaneous	101
		Mortise Lock Sets	380			Mortise Lock Sets	102
		" " " "	381			Door Pulls	719
		Door Pulls	729			Push Button	776
		Push Button	787			" Plates	748
" Plates	757	Store Door Handles No. 410	678				
Turn Handles	779	Grip	740				
Laconia	Lac.	School—Greek Cast Bronze		Madeleine	Mdle.	School—Louis XVI Cast Bronze	
		Unit Lock Sets	170			Lock Trim	239
		Door Pull	722			Miscellaneous	239
		Push Plate	750				
LaFayette		School—Louis XVI Cast Bronze		Madison	Mad.	School—Louis XIV Cast Bronze	
		Lock Trim	280			Lock Trim	217
Lancaster	Lan.	School—Elizabethan Cast Bronze		Manchester	Mch.	School—Colonial Cast Bronze	
		Lock Trim	72			Door Pull	717
		Miscellaneous	73			Push Plate	746
		Mortise Lock Sets	74			Store Door Handles No. 401	697
		Door Pull	718			" " " " 410	674
		Push Plate	747				
LaSalle	LaS.	School—Empire Cast Bronze		Manhattan	Man.	School—Colonial Cast Bronze	
		Lock Trim	84			Lock Trim	33
		Miscellaneous	85			Miscellaneous	34
		Mortise Lock Sets	86			Mortise Lock Sets	35
		Door Pull	719			Unit " "	36
Push Plate	747						
Lenox	Lnx.	Cast Bronze		Mayflower		School—French Renaissance Cast Bronze	
		Lock Trim	302			Lock Trim	277
		" " " "	303				
		Miscellaneous	304			School—Louis XIV Cast Bronze	
		Mortise Lock Sets	305			Lock Trim	221
		" " " "	306			Miscellaneous	222
		" " " "	307			Mortise Lock Sets	223
		Door Pulls	727			Door Pull	725
		" " " "	728			Push Button	776
		Plate Escutcheon	465			" Plates	751
		Bell Pull	783				
		Push Plates	753			Door Pull (Sectional)	731
		" " " "	754			Shutter Knob	940
		Store Door Handles No. 401	701			Store Door Handles No. 410	674
		" " " " 410	688			" " " " 420	693
" " " " 412	688	Turn Piece	460				
" " " " 414	688						
" " " " 415	688						
" " " " 417	688						
LeRoy	LeR.	Wrought Bronze and Steel		Mazarin	Maz.	School—Louis XIV Cast Bronze	
		Lock Trim	382			Lock Trim	221
		Miscellaneous	383			Miscellaneous	222
		Mortise Lock Sets	384			Mortise Lock Sets	223
		" " " "	385			Door Pull	725
		" " " "	386			Push Button	776
		Door Pulls	729			" Plate	751
Push Buttons	782						
" Plates	757						
Turn Handles	780						

DESIGN INDEX

CONTINUED

NAME	ABBREVIATION	DESCRIPTION	PAGE	NAME	ABBREVIATION	DESCRIPTION	PAGE	
Mecca	Mec.	Wrought Bronze and Steel			Nuremberg	Nur.	School—Rococo Cast Bronze	
		Lock Trim	387				Lock Trim	257
		Miscellaneous	388				Miscellaneous	258
		Mortise Lock Sets	389				Mortise Lock Sets	259
		“ “ “ “	390				Door Pull	726
		Door Pulls	729				Push Plate	752
		Push Buttons	781					
“ Plates	757							
Turn Handles	779							
Melas		School—Greek Cast Bronze			Olympus	Olymp.	School—Greek Cast Bronze	
		Lock Trim	277				Lock Trim	175
Melrose	Mel.	School—Colonial Cast Bronze					Miscellaneous	176
		Lock Trim	37				Mortise Lock Sets	177
		Miscellaneous	38				Unit “ “	178
		Plate Escutcheon	464				Door Pulls	723
		Cabinet “	466				Push Plates	750
Milford	Milf.	School—Colonial Cast Bronze			Orleans		School—Louis XIV Cast Bronze	
		Lock Trim	38				Lock Trim	278
		Miscellaneous	39					
		Mortise Lock Sets	40				Wrought Bronze and Steel	
		Door Pulls	717				Lock Trim	391
		“ Pull (Sectional)	731				Miscellaneous	392
		Push Button	774				Mortise Lock Sets	393
		“ Plates	746				“ “ “ “	394
		Cylinder Collar	462				Door Pulls	729
		Store Door Handles No. 401	697				Push Buttons	781
		“ “ “ “ 410	674				“ Plates	757
		“ “ “ “ 420	693				Turn Handles	779
		Turn Piece	460					
Militant		School—Armorial Cast Bronze			Oxford	Ox.	School—Gothic Cast Bronze	
		Lock Trim	279				Lock Trim	138
Minerva	Mva.	School—Greek Cast Bronze					Miscellaneous	139
		Lock Trim	171				Mortise Lock Sets	140
		Miscellaneous	172				Door Pulls	721
		Mortise Lock Sets	173				Push Plates	749
		Unit “ “	174				Store Door Handles No. 410	680
		Door Pulls	722					
		Push Plates	750				School—Greek Cast Bronze	
		Store Door Handles No. 410	682				Lock Trim	278
Mirabeau		School—French Renaissance Cast Bronze			Pelham		School—Colonial Cast Bronze	
		Lock Trim	279				Plate Escutcheon	464
Monroe	Mre.	School—Colonial Cast Bronze					Store Door Handles No. 427	709
		Lock Trim	276				“ “ “ “ 428	709
		Door Pull	717				Turn Piece	709
Push Plate	746							
Moreau		School—Louis XV Cast Bronze			Pemberton	Pem.	Cast Bronze	
		Lock Trim	276				Lock Trim	308
Napo		School—L'Art Nouveau Cast Bronze					Miscellaneous	310
		Lock Trim	212				Mortise Lock Sets	310
		Miscellaneous	213				“ “ “ “	311
		Mortise Lock Sets	216				Unit “ “	312
		Door Pulls	724				“ “ “ “	313
		Push Plates	751				Cylinder Collar	462
		Store Door Handles No. 410	685				Door Pull	727
		Push Button	776				“ Pull (Sectional)	731
		Grips	740				Push Button	776
							“ Plates	753

DESIGN INDEX

CONTINUED

NAME	ABBREVIATION	DESCRIPTION	PAGE	NAME	ABBREVIATION	DESCRIPTION	PAGE
Pisano	P sno.	School—Italian Renaissance Cast Bronze		Revere (Continued)	Rev.	Push Button	776
		Lock Trim	190			" Plates	746
		Miscellaneous	191			Store Door Handles No. 410	675
		Mortise Lock Sets	192			" " " " 420	694
		Door Pulls	723			" " " " 424	711
		Push Plates	750			Bell Pull	783
Store Door Handles No. 410	683	Turn Piece	460				
Priscilla	Pris.	School—Colonial Cast Bronze		Richmond	Rich.	Shutter Bar	941
		Lock Trim	41			" Knob	940
		Miscellaneous	42			School—Colonial Cast Bronze	
		Mortise Lock Sets	43			Door Pull	717
		Door Pulls	717			Push Plate	746
		Push Plates	746			Store Door Handles No. 401	698
Store Door Handles No. 410	675	" " " " 410	675				
Grip	740	School—Georgian Cast Bronze		Rockingham	Rock.	Lock Trim	130
Prockter	Proc.	School—Colonial Cast Bronze				Miscellaneous	130
		Lock Trim	44			School—Louis XVI Cast Bronze	
		Miscellaneous	44			Lock Trim	240
		Cylinder Collar	462			Miscellaneous	241
		Door Pull	731			Mortise Lock Sets	242
		Plate Escutcheons	464	Unit " "	243		
Store Door Handles No. 420	694	Bell Pull	783				
Prockter, Jr.	Proc., Jr.	School—Colonial Cast Bronze		Door Pulls	725		
		Store Door Handles No. 420	694	" Pull (Sectional)	732		
		" " " " 425	708	Push Button	774		
		" " " "	708	" "	776		
Putnam	Put.	School—Colonial Cast Bronze		" Plates	752		
		Cylinder Collar	462	Name and Sign Plate	789		
		Cabinet Escutcheon	466	Shutter Knob	940		
		Door Pull	731	Cylinder Collar	696		
		Plate Escutcheons	464	Store Door Handles No. 401	700		
		Push Button	774	" " " " 410	686		
		Store Door Handles No. 420	694	" " " " 412	686		
		Store Door Handles No. 425	708	" " " " 420	696		
		Grip	740	School—Italian Renaissance Cast Bronze			
		Racine	Rac.	School—Louis XIV Cast Bronze		Lock Trim	193
Lock Trim	224			Miscellaneous	194		
Miscellaneous	225			Mortise Lock Sets	195		
Mortise Lock Sets	226			Unit " "	196		
Door Pulls	725			Door Pulls	723		
Push Plates	751			Push Plates	751		
Randolph	Ran.	Cast Bronze		Store Door Handles No. 401	699		
		Lock Trim	314	" " " " 410	684		
		Miscellaneous	315	" " " " 412	684		
		Mortise Lock Sets	316	Wrought Bronze and Steel			
		" " " "	317	Lock Trim	340		
		Unit " "	318	" "	341		
		Door Pulls	727	" "	342		
		Push Plates	753	Miscellaneous	343		
Store Door Handles No. 410	689	Mortise Lock Sets	344				
Renard		School—French Renaissance Cast Bronze		" " " "	345		
		Door Pull (Sectional)	732	" " " "	346		
Renault		School—Louis XIV Cast Bronze		" " " "	347		
		Lock Trim	276	" " " "	348		
		" " " "		" " " "	349		
		" " " "		" " " "	350		
Revere	Rev.	School—Colonial Cast Bronze		Door Pulls	728		
		Lock Trim	45	Push Buttons	781		
		Miscellaneous	46	" "	775		
		Mortise Lock Sets	47	" Plates	756		
		Door Pulls	717	Store Door Handles No. 043	702		
		School—Louis XIV Cast Bronze		" " " " 044	702		
		Lock Trim	276	" " " " 045	702		
		School—Colonial Cast Bronze		" " " " 083	690		
		Lock Trim	45	" " " " 084	690		
		Miscellaneous	46	" " " " 089	690		
		Mortise Lock Sets	47	" " " " 7043	704		
		Door Pulls	717	" " " " 7044	704		
				" " " " 7045	704		

DESIGN INDEX

CONTINUED

NAME	ABBREVIATION	DESCRIPTION	PAGE	NAME	ABBREVIATION	DESCRIPTION	PAGE				
Roxbury (Continued)	Rox.	Store Door Handles No. 7046	704	Stevenson		School—Italian Renaissance					
		“ “ “ “ 8043	704			Cast Bronze					
		“ “ “ “ 8044	704			Door Pull	724				
		“ “ “ “ 8045	704			Push Plate	751				
		“ “ “ “ 8046	704								
		Turn Handles	779			School—Rococo					
		Cast Bronze									
Salem	Sal.	Lock Trim	48	Stuttgart	Stut.	Lock Trim	260				
		Miscellaneous	49			Miscellaneous	260				
		Mortise Lock Sets	50	Thebes	Theb.	Cast Iron					
		Door Pulls	717			Lock Trim	430				
		Push Plates	746			Miscellaneous	431				
		Store Door Handles No. 410	675			Mortise Lock Sets	432				
		Turn Piece	460			Door Pull	730				
				Push Button	782						
				“ Plate	758						
				Store Door Handles No. 7401	706						
				“ “ “ “ 7410	692						
				Turn Handle	780						
St. Julien	St. J.	Wrought Bronze		Thermia	Ther.	Wrought Bronze and Steel					
		Lock Trim	395			Lock Trim	407				
		Miscellaneous	396			Miscellaneous	408				
		Mortise Lock Sets	397			Mortise Lock Sets	409				
		“ “ “ “	398			“ “ “ “	410				
		Door Pull	730			Door Pulls	730				
		Push Button	782			Push Buttons	782				
		“ Plate	758			“ Plates	758				
		Turn Handle	780			Turn Handles	780				
										School—Greek	
						Cast Bronze					
Saxonia	Sax.	Lock Trim	399	Thetis	The.	Lock Trim	179				
		Miscellaneous	400			Miscellaneous	180				
		Mortise Lock Sets	401			Mortise Lock Sets	181				
		Door Pulls	730			Unit “ “	182				
		Push Button	781			Door Pulls	723				
		“ Plates	758			Push Plates	750				
		Store Door Handles No. 410	687			Store Door Handles No. 410	683				
		Turn Handle	779			“ “ “ “ 412	683				
										School—Gothic	
										Cast Bronze	
Saybrook	Say.	School—Colonial		Toulon	Tou.	Lock Trim	141				
		Cast Bronze				Miscellaneous	142				
		Lock Trim	51			Mortise Lock Sets	143				
		Miscellaneous	51			Unit “ “	144				
		Cylinder Collars	462			Door Pulls	721				
		Bell Pull	783			Push Plates	749				
		Drawer Knob	937								
		Door Pull (Sectional)	731			School—Colonial					
		Store Door Handle No. 420	694			Cast Bronze					
		Turn Piece	460								
						Lock Trim	52				
						Miscellaneous	53				
						Mortise Lock Sets	54				
						Door Pull	718				
						Push Plate	746				
						School—Italian Renaissance					
						Cast Bronze					
Somerset	Som.	Cylinder Collar	462	Tremont	Trem.	Lock Trim	52				
		Push Button	774			Miscellaneous	53				
		Store Door Handle No. 420	695			Mortise Lock Sets	54				
		“ “ “ “ 424	711			Door Pull	718				
		“ “ “ “ 429	712			Push Plate	746				
						School—French Renaissance					
						Cast Bronze					
Sorrento	Sor.	Lock Trim	197	Trianon	Tri.	Cylinder Collar	462				
		Miscellaneous	198			Push Button	774				
		Mortise Lock Sets	199			Store Door Handles No. 420	696				
		Door Pulls	723			“ “ “ “ 410	679				
		Push Plates	750			Door Pull	720				
		Store Door Handles No. 410	685			Push Plate	748				
						Grips	740				
						School—Italian Renaissance					
						Cast Bronze					
Standish	Stan.	Wrought Bronze and Steel		Troy		Lock Trim	200				
		Lock Trim	402			Miscellaneous	201				
		Miscellaneous	403			Mortise Lock Sets	202				
		Mortise Lock Sets	404			Unit “ “	203				
		“ “ “ “	405			Door Pulls	724				
		“ “ “ “	406								
		Door Pulls	730								
		Push Buttons	781								
		“ Plates	758								
		Store Door Handles No. 7405	705								
Turn Handles	779										

P
R
S
T

DESIGN INDEX

CONTINUED


NAME	ABBREVIATION	DESCRIPTION	PAGE	NAME	ABBREVIATION	DESCRIPTION	PAGE
Troy (Continued)		Push Plates	751	Verocchio (Continued)	Vrco.	Push Plates	751
		Store Door Handles No. 410	684			Shutter Knob	940
		“ “ “ “ 412	684			Store Door Handles No. 410	685
		“ “ “ “ 401	699			Grip	704
		School—French Renaissance				School—Romanesque	
Turenne	Tur.	Cast Bronze		Walsingham	Wal.	Cast Bronze	
		Lock Trim	126			Lock Trim	272
		Miscellaneous	127			Miscellaneous	273
		Mortise Lock Sets	128			Mortise Lock Sets	274
		Door Pull	721			Door Pulls	726
		Push Plate	749			Push Plates	752
		School—Francis I				Store Door Handles No. 401	701
		Cast Bronze				“ “ “ “ 410	687
Vendome	Ven.	Lock Trim	104	Warren	Wrn.	School—Colonial	
		Miscellaneous	105			Cast Bronze	
		Mortise Lock Sets	106			Lock Trim	58
		Door Pulls	719			Miscellaneous	59
		Push Button	776			Mortise Lock Sets	60
		“ Plates	748			Door Pulls	718
		School—Louis XVI		Warwick	War.	Wrought Steel	
Vergennes	Verg.	Cast Bronze				Lock Trim	411
		Lock Trim	244			Mortise Lock Sets	412
		Miscellaneous	245				
		Mortise Lock Sets	246			Wrought Bronze and Steel	
		Door Pulls	725	Lock Trim	413		
		“ Pull (Sectional)	732	Miscellaneous	414		
		Push Plates	752	Mortise Lock Sets	415		
Shutter Bar	941	“ “ “	416				
Grip	740	“ “ “	417				
		School—Colonial				Door Pulls	730
Vernon	Vern.	Cast Bronze		Wayne	Way.	Lock Trim	413
		Lock Trim	55			Miscellaneous	414
		Miscellaneous	56			Mortise Lock Sets	415
		Mortise Lock Sets	57			“ “ “	416
		Bell Pull	783			“ “ “	417
		Door Pulls	718			Door Pulls	781
		Push Button	776			Push Buttons	781
		“ Plates	746			“ Plates	758
		Store Door Handles No. 410	676			Store Door Handles No. 7405	705
		Turn Piece	460			Turn Handles	779
		School—Italian Renaissance		Westbrook	Wstb.	Cast Bronze	
Verocchio	Vrco.	Cast Bronze				Cylinder Collar	462
		Lock Trim	204			Door Pull (Sectional)	731
		Miscellaneous	205			Push Button	774
		Mortise Lock Sets	206			Store Door Handles No. 420	695
		Door Pulls	724			School—Colonial	
		Cast Bronze		Windsor	Wind.	Cast Bronze	
		Lock Trim	204			Door Pulls	718
		Miscellaneous	205			Push Plates	747
		Mortise Lock Sets	206			Store Door Handles No. 410	676
		Door Pulls	724				

RUSWIN

HARDWICK DESIGN

SCHOOL—ELIZABETHAN
CAST BRONZE

ILLUSTRATIONS
ONE-THIRD SIZE



Knob No. 3983
Esc. No. 900



Knob No. 3981
Esc. No. 935



Esc.
No. 970



No. 938 1/4



No. 925



Knob No. 3981
With Rose

NUMBER	SIZE, INCHES	DESCRIPTION	PRICE GROUPS			
			1	2	3	7
3981	2 1/4	Knobs, Screwless Shank, with 5/16 in. Spindle No. 30				Pair
3982	2 1/2 x 2 1/4	“ “ “ “ “ “ “ “				“
3983	2 1/2	“ “ “ “ “ “ “ “				“
4981	2 1/4	“ Ball-bearing “ “ “ “ “ “				“
4982	2 1/2 x 2 1/4	“ “ “ “ “ “ “ “				“
4983	2 1/2	“ “ “ “ “ “ “ “				“
		For Roses, 3 x 1 5/8 in., add to lists				“
980	1 3/4 x 1	Mortise Bolt Knob, Rose 1 3/4 x 1 in. Spindle No. 5				Each
900	16 x 3 1/2	Escutcheon for Cylinder Locks, 5 1/2 in. and larger				“
T 900		“ “ “ “ “ “ “ “ Turn No. 067				“
901	12 3/4 x 3 1/2	“ “ “ “ “ “ “ “				“
T 901		“ “ “ “ “ “ “ “ Turn No. 067				“
935	10 1/4 x 3	“ “ 3 1/2 in. Mortise Locks				“
T 935		“ “ “ Communicating Door Locks, Turn No. 065				“
938	6 1/2 x 1 3/8	“ “ Narrow Mortise Locks				“
938 1/4		“ “ “ “ “ with Lever Handle No. 708				“
940	10 1/4 x 3	“ “ 4, 4 1/4 and 4 1/2 in. Mortise Locks				“
T 940		“ “ “ “ “ Comm. and 3-bolt Locks, Turn No. 065				“
950	12 3/4 x 3 1/4	“ “ Mortise Locks, 5 in. and larger				“
T 950		“ “ Comm. Door Locks, 5 in. and larger, Turn No. 065				“
925	3 1/4 x 1 1/4	Plate Escutcheon				“
970	10 1/4 x 3	Escutcheon for Sliding Door Locks				“

Description of Finishes and explanation of Groups on pages 2 and 3.
Specify Number, Name of Design (abbreviated Hard.) and Finish wanted.

Blank Escutcheons prefix B to Number.

Escutcheons with Dummy Cylinder prefix D to Number and add to lists.

When ordering Roses only, specify Number of Knob with which they are to be used.

When ordering Escutcheons specify Number of Lock and Knob with which they are to be used.

For description and illustrations of Spindles and types of Knob Mountings, see pages 433 and 454.

SCHOOL—GEORGIAN
CAST BRONZE



No. 454



Knob No. 3951
Esc. No. 940



Knob No. 3951
With Rose



No. 570



Esc.
No. 970

Price columns 3, 4 and 6 do not include hand chasing. If hand chasing is desired the prices in column headed "Hand Chasing" should be added and "HC" suffixed to the Finish number when ordering.

NUMBER	SIZE, INCHES		PRICE GROUPS			
			3	4	6	HAND CHASING
3951	$2\frac{1}{4}$	Knobs, Screwless Shank, with $\frac{5}{16}$ in. Spindle No. 30				Pair
4951	"	" " " Ball-bearing " " " " " " " "				"
		For Roses, $2\frac{1}{4}$ in. diam., add to lists				"
935	$9\frac{1}{2} \times 2\frac{3}{8}$	Escutcheon for $3\frac{1}{2}$ in. Mortise Locks				Each
T 935	"	" " " Communicating Door Locks, Turn No. 065				"
940	"	" " " 4, $4\frac{1}{4}$ and $4\frac{1}{2}$ in. Mortise Locks				"
T 940	"	" " " " " " " Comm. and 3-bolt Locks, Turn No. 065				"
970	"	Escutcheon for Sliding Door Locks				"
454	$1\frac{1}{2} \times 4\frac{3}{8}$	Flush Sash Lift				Doz.
570	$1\frac{1}{8} \times 4$	Drop Drawer Pull				"

Description of Finishes and explanation of Groups on pages 2 and 3.
Specify Number, Name of Design (abbreviated Rock.) and Finish wanted.

Blank Escutcheons prefix B to Number.


When ordering Roses only, specify Number of Knob with which they are to be used.

When ordering Escutcheons, specify Number of Lock and Knob with which they are to be used.


For description and illustration of Spindles and types of Knob Mountings, see pages 433 and 454.

OXFORD DESIGN

SCHOOL—GOTHIC
CAST BRONZE



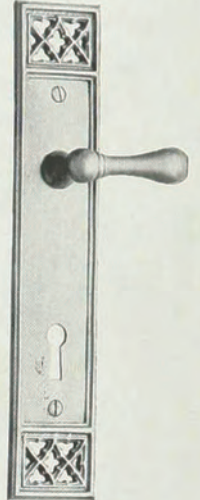
Knob No. 3953
Esc. No. 900



Knob No. 3951
Esc. No. 935




Esc.
No. 970



No. 938 1/4



No. 925



Knob No. 3951
With Rose

When so ordered, this design will be furnished at additional cost with red morocco background which shows through the open-work. In combination with Finish No. 46 it is especially rich and is particularly suitable for Library and Den work.

NUMBER	SIZE, INCHES	DESCRIPTION	PRICE GROUPS				
			1	2	3	7	
3951	2 1/4	Knobs, Screwless Shank, with 5/16 in. Spindle No. 30	Pair				
3952	2 1/2 x 2 1/4	" "	"				
3953	2 1/2	" "	"				
4951	2 1/4	" Ball-bearing "	"				
4952	2 1/2 x 2 1/4	" "	"				
4953	2 1/2	" "	"				
		For Roses, 2 1/4 in. diam., add to lists	"				
950	1 1/2	Mortise Bolt Knob, Rose 1 1/2 in. diam., Spindle No. 5	Each				
900	15 1/4 x 3	Escutcheon for Cylinder Locks, 5 1/2 in. and larger	"				
T 900	"	" "	"				
901	13 1/4 x 3	" "	"				
T 901	"	" "	"				
902	9 1/4 x 2 1/4	" "	"				
T 902	"	" "	"				
935	"	" " " 3 1/2 in. Mortise Locks	"				
T 935	"	" " " " Communicating Door Locks, Turn No. 065	"				
938	6 3/4 x 1 1/4	" " " " Narrow Mortise Locks	"				
938 1/4	"	" " " " " " " " " " with Lever Handle No. 708	"				
940	9 1/4 x 2 1/4	" " " " 4, 4 1/4 and 4 1/2 in. Mortise Locks	"				
T 940	"	" " " " " " " " " " Comm. and 3-bolt Locks, Turn No. 065	"				
950	"	" " " " Mortise Locks, 5 in. and larger	"				
T 950	"	" " " " Comm. Door Locks, 5 in. and larger, Turn No. 065	"				
925	2 3/8 x 1 1/8	Plate Escutcheon	"				
970	8 3/4 x 2 1/4	Escutcheon for Sliding Door Locks	"				

Description of Finishes and explanation of Groups on pages 2 and 3. Specify Number, Name of Design (abbreviated Ox.) and Finish wanted. Escutcheons with Dummy Cylinder prefix D to Number and add to lists. When ordering Roses only, specify Number of Knob with which they are to be used. When ordering Escutcheons specify Number of Lock and Knob with which they are to be used. For description and illustrations of Spindles and types of Knob Mountings, see pages 433 and 454.

TOULON DESIGN


SCHOOL—GOTHIC
CAST BRONZE



Esc. No. 900
Knob No. 3953



Knob No. 3951
Esc. No. 940



Esc.
No. 970



No. 938 1/4



No. 925



Knob No. 3951
With Rose

NUMBER	SIZE, INCHES		PRICE GROUPS			
			1	2	3	7
3951	2 1/4	Knobs, Screwless Shank, with 5/16 in. Spindle No. 30				Pair
3952	2 1/2 x 2 1/4	" " " " " " " "				"
3953	2 1/2	" " " " " " " "				"
4951	2 1/4	" Ball-bearing " " " " " " " "				"
4952	2 1/2 x 2 1/4	" " " " " " " "				"
4953	2 1/2	" " " " " " " "				"
		For Roses, 2 1/4 in. diam., add to lists				"
950	1 1/2	Mortise Bolt Knob, Rose 1 1/2 in. diam., Spindle No. 5				Each
900	13 1/4 x 3 5/8	Escutcheon for Cylinder Locks, 5 1/2 in. and larger				"
T 900	"	" " " " " " " " Turn No. 067				"
901	11 1/4 x 2 7/8	" " " " " " " "				"
T 901	"	" " " " " " " " Turn No. 067				"
935	10 x 2 7/8	" " 3 1/2 in. Mortise Locks				"
T 935	"	" " " Communicating Door Locks, Turn No. 065				"
938	6 1/2 x 1 3/4	" " Narrow Mortise Locks				"
938 1/4	"	" " " " " with Lever Handle No. 708				"
940	10 x 2 7/8	" " 4, 4 1/4 and 4 1/2 in. Mortise Locks				"
T 940	"	" " " " " " Comm. and 3-bolt Locks, Turn No. 065				"
950	11 1/4 x 2 7/8	" " Mortise Locks, 5 in. and larger				"
T 950	"	" " Comm. Door Locks, 5 in. and larger, Turn No. 065				"
925	2 1/4 x 1 1/4	Plate Escutcheon				"
970	10 x 2 7/8	Escutcheon for Sliding Door Locks				"

Description of Finishes and explanation of Groups on pages 2 and 3.
Specify Number, Name of Design (abbreviated Tou.) and Finish wanted.

Blank Escutcheons prefix B to Number.

Escutcheons with Dummy Cylinder prefix D to Number and add to lists.
When ordering Roses only, specify Number of Knob with which they are to be used.

When ordering Escutcheons specify Number of Lock and Knob with which they are to be used.
For description and illustrations of Spindles and types of Knob Mountings, see pages 433 and 454.

ANDROS DESIGN


SCHOOL—GREEK
CAST BRONZE

ILLUSTRATIONS
ONE-THIRD SIZE

150




Knob No. 3953
Esc. No. 900



Knob No. 3951
Esc. No. 935



Esc.
No. 970



No. 938 1/4



No. 925



Knob No. 3951
With Rose

NUMBER	SIZE, INCHES		PRICE GROUP			
			1	2	3	7
3951	2 1/4	Knobs, Screwless Shank, with 5/16 in. Spindle No. 30				Pair
3952	2 1/2 x 2 1/4	“ “ “ “ “ “ “ “				“
3953	2 1/2	“ “ “ “ “ “ “ “				“
4951	2 1/4	“ Ball-bearing “ “ “ “ “ “ “				“
4952	2 1/2 x 2 1/4	“ “ “ “ “ “ “ “				“
4953	2 1/2	“ “ “ “ “ “ “ “				“
		For Roses, 2 1/2 x 2 1/2 in., add to lists				“
950	1 1/2	Mortise Bolt Knob, Rose 1 3/8 x 1 3/8 in., Spindle No. 5				Each
900	15 x 3 1/2	Escutcheon for Cylinder Locks, 5 1/2 in. and larger				“
T 900	“	“ “ “ “ “ “ “ Turn No. 067				“
901	9 x 3	“ “ “ “ “ “ “ “				“
T 901	“	“ “ “ “ “ “ “ Turn No. 067				“
935	7 1/2 x 2 1/2	“ “ 3 1/2 in. Mortise Locks				“
T 935	“	“ “ Communicating Door Locks, Turn No. 065				“
938	5 1/4 x 1 1/4	“ “ Narrow Mortise Locks				“
938 1/4	“	“ “ “ “ “ with Lever Handle No. 708				“
940	7 1/2 x 2 1/2	“ “ 4, 4 1/4 and 4 1/2 in. Mortise Locks				“
T 940	“	“ “ “ “ “ Comm. and 3-bolt Locks, Turn No. 065				“
950	9 x 3	“ “ Mortise Locks, 5 in. and larger				“
T 950	“	“ “ Comm. Door Locks, 5 in. and larger, Turn No. 065				“
925	2 1/4 x 1 1/8	Plate Escutcheon				“
970	7 1/2 x 2 3/4	Escutcheon for Sliding Door Locks				“

Description of Finishes and explanation of Groups on pages 2 and 3.
Specify Number, Name of Design (abbreviated And.) and Finish wanted.

Blank Escutcheons prefix B to Number.
Escutcheons with Dummy Cylinder prefix D to Number and add to lists.

When ordering Roses only, specify Number of Knob with which they are to be used.
When ordering Escutcheons specify Number of Lock and Knob with which they are to be used.

For description and illustrations of Spindles and types of Knob Mountings, see pages 433 and 454.