

BUILDERS' HARDWARE

SHELF HARDWARE
DOOR CLOSERS
EXIT DEVICES
LAWN MOWERS

CATALOG No. 21

MANUFACTURED BY

READING HARDWARE CORPORATION

ESTABLISHED 1852

READING, PENNSYLVANIA

NEW YORK	PHILADELPHIA	BOSTON	DETROIT	CHICAGO	SAN FRANCISCO
106-110 Lafayette St.	9 N. 5th St.	556 Little Building	1433-35 Holden Ave.	311 W. Lake St.	604 Mission St.

January, 1931

Design Index

Alphabetical Index


Numerical Index

Finishes


DESIGN INDEX

WROUGHT BRONZE AND WROUGHT STEEL


Arranged in Alphabetical Order




ALTHENA—AL
Steel, Page 424
Bronze, Page 422




BASIL—BAS
Steel, Page 430
Bronze, Page 427



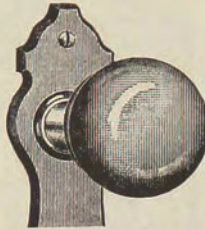
BEMIS
Page 414




BENTON—BE
Steel, Page 438
Bronze, Page 432




BONCOURT
Page 408



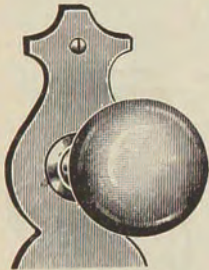
CHESTER
Page 421




CLERMONT—CL
Steel, Page 443
Bronze, Page 441




CLINTON—CLI
Steel, Page 449
Bronze, Page 446




COLONIAL
Page 418




CONCORD—CN
Steel, Page 456
Bronze, Page 451



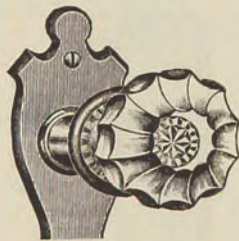
DARBY
Page 412



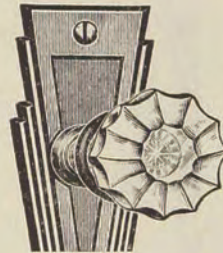
ELLICOTT—EL
Steel, Page 460
Bronze, Page 458




EVONA—EV
Steel, Page 465
Bronze, Page 463




LINDEN
Page 420



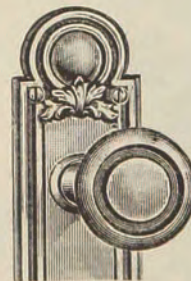
MOREAU
Page 406



RAWDON
Page 410



SALEM—SA
Bronze, Page 468



VALENCE—VAL
Steel, Page 474
Bronze, Page 472

Design Index

Alphabetical Index


Numerical Index

Finishes


DESIGN INDEX

CAST BRONZE

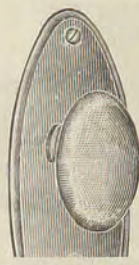
Arranged in Alphabetical Order



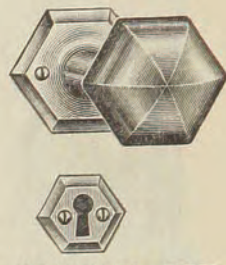
BENICIA—BIA
Page 480




BENTON—BE
Page 483



BERKLEY—BER
Page 490




BEVERLY—BEV
Page 492



CLINTON—CLI
Page 493




COLORADO—COL
Page 502



CONCORD—CN
Page 496



CORDIA—COD
Page 504




CORUNA—COR
Page 506



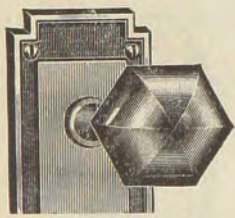
DACIA—DAC
Page 509



EDEN—ED
Page 511




EGINA—EG
Page 513



EPIRUS—EP
Page 516




ERROL—ERR
Page 519




ESSEX—ES
Page 522




GENO—GEN
Page 525



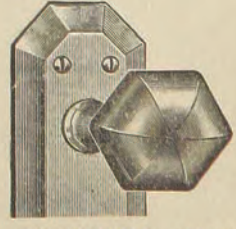
GERBEROY—GER
Page 527



GOTHA—GTA
Page 529



HAMPTON—HAMP
Page 531



HANFORD—HA
Page 533

DESIGN INDEX

CAST BRONZE


Arranged in Alphabetical Order




LARELLO—LAR
Page 535




MADRID—MA
Page 538




MILFORD—MIL
Page 539



NEWARK—NE
Page 542




ODEON—OD
Page 544



ONSHOW—ON
Page 550




OSTEND—OST
Page 553



RALEIGH—RAL
Page 555




RIGBY—RIG
Page 562



ROCKLAND—ROC
Page 563




ST. CLEMENT—STC
Page 566



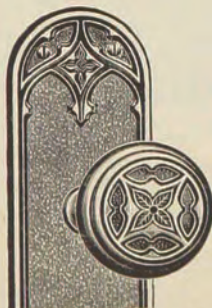
REVERE—REV
Page 557




WALDO—WAL
Page 575




SALEM—SA
Page 568



SALFORD—SAL
Page 571



VALENCE—VAL
Page 573



WORCESTER—WOR
Page 576

Alphabetical Index
Numerical Index
Finishes

ALPHABETICAL INDEX

A	PAGE
ADJUSTERS, Casement.....	160-164
ANTI-Friction Latch.....	156
APPLE Parers.....	343
ARMORED Front Locks.....	157
AUXILIARY Latch.....	156
AUXILIARY Springs.....	295
AWNING Pulleys.....	351

B	
BAGGAGE Check Hooks.....	283
BALL and Socket Door Holder.....	282
BANK Booth Lock.....	219
BARN Door Latches.....	317
BARREL Bolts.....	169
BARs, Pull.....	167
BARs, Push.....	165-167
BATHROOM Sets.....	308
BEAD Stop Screws.....	382
BEVELED Front Locks.....	156
BLIND Hinges.....	280
BLIND Turnbuckles.....	381
BLOCKS for Mounting.....	4
BOBS, Plumb.....	168
BOLTS, Barrel.....	169
" Bookcase.....	181
" Bottom.....	178
" Cabinet.....	185
" Chain.....	170-172
" Cremone.....	173-174
" Cupboard.....	180
" Dutch Door.....	184
" Extension.....	186-187
" Flat Ship.....	181
" Flush.....	182-185
" Flush Ship.....	181
" Foot.....	178
" Gravity.....	191
" Half Surface.....	174
" Lavatory.....	191
" Mortise Door.....	188-190
" Mortise Extension.....	186-187
" Mosquito Bar.....	181
" Sash.....	181
" Screen Door.....	172
" Show Case.....	181
" Shutter.....	180
" Spring.....	181
" Spring Latch.....	185
" Square.....	179, 181
" Square Neck.....	180
" Square Spring.....	180
" Stall Door.....	189
" Strikes.....	177
" Surface.....	174
" Surface Extension.....	175-176
" Tower.....	169
" T-Handle.....	183
BOOKCASE Bolt.....	181
BOOKCASE Catch.....	181
BOOTH Lock.....	219
BOTTOM Bolt.....	178
BOX Strikes.....	155

	PAGE
BRACKETS, Door Closer.....	
" " " Adjustable.....	216
" " " Corner.....	216
" " " Flush.....	216
" " " Soffit.....	216
" Hand Rail.....	192
" Pole.....	288
" Screen.....	190
BUTTONS, Door.....	194
BUTTONS, Push, (Elec.).....	193
BUTTS, Back Flap.....	197
" Ball Bearing.....	198
" Cast Bronze.....	194, 198
" Cast Iron.....	197
" Fibre Washer.....	198
" Heavy Narrow.....	196
" Light Narrow.....	196
" Loose Pin.....	195
" Wash Tray.....	197
" Wrought Steel.....	195-197

C	
CABIN Door Hooks.....	283
CABINET Bolts.....	185
CABINET Clamp.....	212
CARD Frames.....	243
CASEMENT Adjusters.....	160-164
" Fasteners.....	233-238
" Turnbuckles.....	238
CAST BRONZE Door Knobs.....	298
CASTERS, Truck.....	199
CATCHES, Bookcase.....	181
" Cupboard.....	200-201
" Elbow.....	200
" French Window.....	201
" Inside.....	280
" Refrigerator.....	200
" Screen Door.....	202-203
" Show Case.....	181
" Shutter.....	280
" Storm Door.....	203
" Transom.....	204-206
CEILING HOOKS.....	284
CEILING Pulleys.....	351
CELLAR Window Fasteners.....	240
CENTERS, Transom.....	207-210
CHAIN Bolts.....	170-172
CHAIN Door Fasteners.....	239
CHAINS, Transom.....	211
CHEST Handles.....	246
CLAMPS, Cabinet.....	212
CLAMPS, Saw.....	212
CLEATS, Line.....	213
CLOSERS, Door.....	214-218
" Brackets.....	
" Adjustable.....	216
" Corner.....	216
" Flush.....	216
" Soffit.....	216
" Delayed Closing.....	215
" Fire Door.....	215
" Fusible Link.....	215
" Hospital.....	215

	PAGE
CLOSERS, Parts.....	218
" Reversing Instructions.....	214
CLOSET Spindles.....	294
CLOTHES Line Hooks.....	284
CLOTHES Line Pulleys.....	352-353
COAT AND HAT Hooks.....	286-287
COIL Door Springs.....	377
COLLARS, Cylinder.....	219
COLONIAL Door Knobs.....	299
CONSTRUCTION—Knob Spindle.....	291
COUPON Booth Lock.....	219
CREMONE Bolts.....	173-174
CUPBOARD Bolts.....	180
" Catches.....	200-201
" Turns.....	383-384
CURVED Lip Strike.....	155
CUTTER, Tobacco.....	213
CYLINDER Cam.....	149
" Collars.....	219
" Fronts.....	149
" Pins.....	149
" Rings.....	149
" Springs.....	149

D	
DEVICES, Exit.....	225-231
DEVICES, Strikes.....	232
DISC for Turn Knobs.....	313
DOOR Buttons.....	194
" Closers.....	214-218
DOOR, Closer, Delayed Closing.....	215
" " Parts.....	218
" Holders.....	282
DOOR Knobs.....	
" " Colonial.....	299
" " Glass.....	302-305
" " Metal.....	297-298
" " Pottery.....	296
" " Special.....	290
" Knockers.....	314-315
" Pulls.....	362-371
" Stops.....	378-380
DRAWER Handles.....	246
" Knobs.....	310-311
" Pulls.....	371-373
DROP Escutcheons.....	224
" Handles.....	221, 246
" HANDLE Escutcheons.....	221
DUMB WAITER Pulleys.....	351
DUMMY Cylinder.....	157
DUST Proof Strikes.....	155
DUTCH Door Bolts.....	184

E	
ELBOW Catches.....	200
ELECTRIC Light Pulley.....	351
ELECTRIC Strikes.....	155
EMBLEMATIC Door Knobs.....	290
ESCUTCHEONS, Drop.....	224
" Drop Handle.....	221
" Flush.....	220
" Key Plate.....	222-223
EXIT Door Devices.....	225-231

ALPHABETICAL INDEX—Continued

EXTENSION Bolts.....	PAGE 186-187
F	
FACTORY Door Handles.....	271
FAST Pin Butts.....	194
FASTENERS, Casement.....	233-238
" Car Window.....	242
" Cellar Window.....	240
" Chain Door.....	239
" Refrigerator.....	243
" Safety Door.....	240
" Sash.....	241-242
" Signal.....	242
FINISHES.....	1-3
FIRE Door Closer.....	215
FIRE Pail Hook.....	283
FLUSH Bolts.....	182-185
" Escutcheons.....	220
" Handles.....	246
" Rings.....	374
FOOT Bolts.....	178
FRAMES, Card.....	243
FRAMES, Label.....	243
FRENCH Window Catches.....	201
FRENCH Shank Knobs.....	299
FRICTION Door Holders.....	282
FRONTS for Cylinder Holes.....	149
FUSIBLE Link Closers.....	215
G	
GARAGE Locksets.....	244
GATE Hinges.....	281
GATE Latches.....	316
GLASS Knobs.....	302-305
" Knob Sets:	
" Inside.....	306-307
" Bathroom.....	308
GOVERNMENT Butts.....	194
GOVERNMENT Hardware.....	245
GRAVITY Bolt.....	191
GRIPS.....	368
GUARDED Latch.....	156
H	
HALF Surface Bolts.....	174
HALF Trim Sets.....	270
HAND of Doors.....	5
HAND Rail Brackets.....	192
HANDLES, Chest.....	246
" Drawer.....	246
" Drop.....	221, 246
" Factory Door.....	271
" Lever.....	247-248
" Lifting.....	246
" Mill Door.....	271
" Residence.....	251-265; 268-270-278
" Ring.....	189
" Store Door.....	
249-250; 266-267; 272-277	
" T Hdle. and Plate.....	279
HANGER, Sash Pole.....	284
HARNESS Hooks.....	285
HASPS and STAPLES.....	279

HAT and COAT Hooks.....	PAGE 286-287
HINGES, Blind.....	280
" Gate.....	281
" Refrigerator.....	280
" Shutter.....	280
" Spring.....	282
HOLDER Arm Closers.....	215
HOLDERS, Door.....	282
" Spindle.....	295
HOODS, Letter Box.....	346-347
HOOKS, Baggage Check.....	283
" Cabin Door.....	283
" Ceiling.....	284
" Clothes Line.....	284
" Coat and Hat.....	286-287
" Fire Pail.....	283
" Harness.....	285
" Hat and Coat.....	286-287
" Lavatory.....	289
" Sash Pull.....	284
" School House.....	288-289
" Show Case.....	283
" Wardrobe.....	285
HOSPITAL Door Closer.....	215
HOSPITAL Door Pulls.....	365
HOT House Pulley.....	354
I	
INDICATOR for Locks.....	34
INSIDE Glass Knob Sets.....	307
K	
KEYS.....	144-147
KEYS—Numbering of.....	157
KEY Plate Escutcheons.....	222-223
KEY TAGS.....	157
KNOBS, Door:	
" Colonial.....	299
" Glass.....	302-305
" Metal:	
" Cast Bronze.....	298
" Monogram.....	290
" Wrought Bronze.....	297
" Wrought Steel.....	297
" Pottery.....	296
" Parts.....	295
" Roses.....	309
" Screws.....	295
" Seal.....	290
" Special.....	290
" Spindles—Constr.....	291
" Closet.....	294
" Plain.....	292
" Swivel.....	293
" Drawer.....	310-311
" Shutter.....	310-311
" Turn.....	312-313
" and Plates.....	279
KNOCKERS, Door.....	314-315
L	
LABEL Frames.....	243
LATCHES, Anti Friction.....	156

LATCHES, Auxiliary (Guarded).....	PAGE 156
" Barn Door.....	317
" Exit.....	93, 138
" French Spring.....	157
" Gate.....	316
" Mortise.....	14
" Mortise Knob.....	8-13
" Mortise Night.....	19
" Residence Handle.....	117-119
" Rim Knob.....	15
" Rim Night.....	16-18
" Rim Sliding Door.....	15
" Secret Gate.....	15
" Sliding Door.....	140-143
" Stable Door.....	141
" Store Door.....	127
" Swinging.....	156
" Thumb.....	317
LAVATORY Bolts.....	191
LAVATORY Hooks.....	289
LAWN MOWERS:	
" " Ball Bearing Const'n.....	326
" " Directions.....	327
" " Rocker Adjustment.....	326
" " Roller Bearing Const'n.....	326
" " Biscay.....	341
" " Challenger.....	332
" " Crescent.....	341
" " Fern.....	329
" " Keystone.....	335
" " Legion.....	333
" " National.....	338
" " Nipper.....	334
" " Quality.....	336
" " Reading Special.....	340
" " Reliance.....	337
" " Republic.....	339
" " Spartan.....	330
" " Steel.....	328
" " Trojan.....	331
" Trimmer.....	342
LETTERS.....	377
LETTER Box Hoods.....	346-347
LETTER Box Plates.....	343-345
LEVERS and Plates.....	279
LEVER Handles.....	247-248
LIFTERS, Transom.....	323-325
LIFTING Handles.....	246
LIFT and Lock.....	320, 322
LIFTS, Sash.....	318-322
LINE Cleats.....	213
LOCKS:	
" Armored Front.....	157
" Asylum.....	81-82
" Beveled Front.....	156
" Bookcase.....	85; 88-89
" Cabinet.....	85; 88-89
" Class Room—Bit Key.....	90-91
" Class Room—Cylinder.....	91-92
" Class Room—Knob.....	75
" Colonial—Mortise Sets.....	300
" Colonial—Rim.....	67
" Colonial—Rim Sets.....	67

Alphab
etica
Index

Num
ica
Ind

Finishes

	PAGE
LOCKS, Cylinders, only	149
“ Definitions	155-157
“ Elevator Door	140
“ Exit	93-98; 138
“ Fire Door	136
“ French Door	73-76; 83-85
“ French Door—Cylinder	110
“ French Spring Construction	157
“ French Window—in Sets	86-87
“ Front Door—Bit Key	99-100
“ Front Door—Cylinder	101-103; 105
“ Front Door—Cylinder	107-109; 111-115
“ Gate	116
“ Key Systems	150
“ Knob	68-80
“ Lavatory—Cylinder	92
“ Master Keying	152-154
“ Master Systems	150-151
“ Mortise:	
Bathroom	31-32
Bathroom (in sets)	308
Chamber	33-34
Communicating	33; 35-36
Communicating Bathroom	32-33
Dead—Bit Key	23-25
Dead—Cylinder	25-30
Hotel—Bit Key	37-42
Hotel—Cylinder	43-51
Indicator	34
“ Numbering	157
“ Office—Cylinder	128-137
“ Office—Cylinder (in sets)	301
“ Pins and Cam	149
“ Rabbeted Front	156
“ Rabbeted Knob	77; 84-85
“ Residence Handle	116-119
“ Rim:	
Dead—Bit Key	20-21
Dead—Cylinder	22
“ Rim Knob	52-53; 55
“ Rim Knob	57-58; 61-67
“ Rim Sets—Horizontal	59-60
“ Rim Sets—Upright	54-56
“ Rounded Front	157
“ Sliding Door	139-143
“ Sliding Door—Cylinder	30
“ Spring Construction	6-7
“ Springs	149
“ Springs for French Hubs	157
“ Store Door—Bit Key	120
“ Store Door—Cylinder	121-127
“ Strikes—Electric	148
“ Strikes—Lock	148
“ Strikes—Long Lip	155
“ Systems, Key	150
“ Templates	158-159
“ Vestibule—Bit Key	100
“ Vestibule—Cylinder	101, 104, 106-115
M	
METAL Door Knobs	297-298

	PAGE
MILL Door Handles	271
MONOGRAM Door Knobs	290
MORTISE Door Bolts	188-190
MORTISE Extension Bolts	186-187
MOSQUITO Bar Bolt	181
MOUNTING—Blocks and Panels	4
MOWERS, Lawn	326-342
(See LAWN MOWERS)	
N	
NUMBERING for Keys	157
NUMERALS	377
O	
OFFICE Door Locksets	301
P	
PANELS—For Mounting	4
PARERS—Apple	343
PARTS—Door Closer	218
PARTS—Knob	295
PLAIN Knob Spindles	292
PLATES—Letter Box	343-345
“ Letter Box Hoods	346-347
“ Pull	350
“ Push	348-350
“ Sash	350
“ and Knobs	279
“ and Levers	279
PLUMB Bobs	168
POLE Brackets	288
POTTERY Knobs	296
PROTECTED Strike	155
PULL Bars	167
PULL Plates	350
PULLEYS, Awning	351
“ Ceiling	351
“ Clothes Line	352-353
“ Dumb Waiter	351
“ Electric Light	351
“ Hot House	354
“ Sash	354-357
“ Screw	358-359
“ Side	359-360
“ Swing	360
“ Swivel	360
“ Tackle	361
“ Upright	354
“ Wagon Brake	361
PULLS, Door	362-371
“ Drawer	371-373
“ Hospital Door	365
PUSH Bars	165-167
“ Buttons (Elec.)	193
“ Plates	348-350
R	
RABBETED Front Locks	156
RABBETED Transom Centers	210
RAIL BRACKETS	192
REFRIGERATOR Catches	200
“ Fasteners	243

	PAGE
REFRIGERATOR Hinges	280
RESIDENCE Handles	251-265; 268-270; 278
REVERSING of Door Closers	214
RINGS, Flush	374
RING Handles	189
ROLLERS, Sash	374
ROSES, Knob	309
ROUNDED Front Locks	157
S	
SAFETY Door Fasteners	240
SASH Bolts	181
“ Fasteners	241-242
“ Lifts	318-322
“ Plates	350
“ Pole Hangers	284
“ Pull Hooks	284
“ Pulleys	354-357
“ Rollers	374
SAW Clamps	212
SCALES	377
SCHOOL House Brackets	288
SCHOOL House Hooks	288-289
SCREEN Brackets	190
“ Door Bolts	172
“ Door Catches	202-203
“ Door Hinges	282
SCREW Pulleys	358-359
SCREWS, Knob	295
SCREWS, Stop Bead	382
SEAL Knobs	290
SECTIONAL Locksets	300
SHEAVES, Sliding Door	375
SHEAVES, Sliding Shutter	376
SHELF Supports	381
SHIP Bolts	181
SHOW Case Bolt	181
“ Case Catch	181
“ Case Hooks	283
SHUTTER Bolts	180
“ Hinges	280
“ Knobs	310-311
SIDE Pulleys	359-360
SIGNAL Sash Fasteners	242
SIGNS	377
SPECIAL Design Knobs	290
SPINDLES—Knob	291-294
“ Construction of	291
“ Closet	294
“ Plain	292
“ Swivel	293
SPRING Bolts	181
“ Const. of Locks	6-7
“ Hinges	282
“ Latch Bolt	185
SPRINGS, Auxiliary	295
“ Coil	377
“ Lock	149
“ Window	377
SQUARE Bolts	179, 181
“ Neck Bolts	180
“ Spring Bolts	180
STALL Door Bolt	189

ALPHABETICAL INDEX—Continued


	PAGE			PAGE
STANDARD Govt. Hardware.....	245	SWIVEL Pulleys.....		360
STAPLES and Hasps.....	279	SWIVEL Spindles.....		293
STOP BEAD Screws.....	382	SYSTEMS for Locks.....		150
STOPS, Door.....	378-380	T		
STORE Door Handles.....	249-250	TACKLE Pulleys.....		361
“ “ “.....	266-267	TAGS for Keys.....		157
“ “ “.....	272-277	TEMPLATE Locks.....		158-159
STORM Door Catch.....	203	T-Handle and Plate.....		279
STRIKES, Bolt.....	177	T-Handle Bolt.....		183
“ Definitions.....	155	THUMB Latches.....		317
“ Electric.....	148	TOBACCO Cutter.....		213
“ Exit Door.....	232	TOWER Bolt.....		169
“ Lock.....	148	TRANSOM Catches.....		204-206
“ Safety.....	148	“ Centers.....		207-210
SURFACE Bolts.....	174	“ Chains.....		211
“ Extension Bolts.....	175-176	TRANSOM Lifters.....		323-325
“ Transom Centers.....	209	TRIMMER, Lawn.....		342
SUPPORTS, Shelf.....	381	TRUCK Casters.....		199
SWING Pulleys.....	360	TURNBUCKLES, Blind.....		381
SWINGING Latch Bolts.....	156	U		
		TURNBUCKLES, Casement.....		238
		TURN Knobs.....		312-313
		URNS, Cupboard.....		383-384
		W		
		UPRIGHT Pulleys.....		354
		UNILOCK Sets		
		BENTON Design.....		488-489
		CONCORD Design.....		500-501
		ODEON Design.....		548-549
		REVERE Design.....		560-561
		NOTE: Any Cast Design can be made in Unilock Sets to order.		
		WAGON Brake Pulley.....		361
		WARDROBE Hooks.....		285
		WINDOW Springs.....		377
		WINDOW Stop Screws.....		382
		WROUGHT Bronze Door Knobs.....		297

Num
ica
Ind

Finishe

HANDLES FOR RESIDENCE FRONT DOORS

Cast Bronze Handles, Grips and Plates. Cylinder Locks, Knobs Inside



Handle 2450
Grip 1450, 7 1/2"
Overall 2 1/8" x 14 1/8"

Handle 2454
Grip 1454, 5 1/2"
Overall 2 1/2" x 12 1/2"

Handle 2470
Grip 1470, 7"
Overall 2 1/8" x 15 1/2"

Handle 2453
Grip 5 1/2"
Overall 2 1/8" x 15 3/8"

Handle 2455
Grip 8"
Overall 2 9/16" x 15"

Handle 2473
Grip 7"
Overall 3 1/8" x 15 1/2"

Hanford	Cylinder Collars	2 1/8" x 2 1/8"	Thumb Piece Plates	2 1/8" x 2 3/4"	Lower Plates	1 5/8" x 1 5/8"
Larello	Cylinder Collar	2 1/8" x 3 3/4"	Thumb Piece Plate	2 1/8" x 3 1/2"	Lower Plate	1 1/2" x 2 5/8"
Madrid, Handle 2453	Cylinder Collar	2 1/16" x 2 3/4"	Thumb Piece Plate	2 1/8" x 2 3/4"	Lower Plate	1 7/16" x 2 1/4"
Madrid, Handle 2455	Cylinder Collar	2 9/16" x 2 9/16"	Thumb Piece Plate	2 9/16" x 2 9/16"	Lower Plate	2" x 2"
Maywood, Handle 2473	Cylinder Plate	9 1/4" x 3 1/8"			Lower Plate	3 1/8" x 3 1/8"

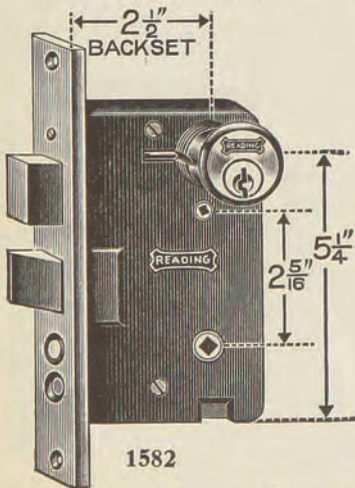
SPECIFY DESIGN

Set Number With Lock 1582		Set Number With Lock 1594		Set Number With Lock 1582		Set Number With Lock 1594	
Handle	Metal Knob Inside	Glass Knob Inside	Metal Knob Inside	Glass Knob Inside	Handle	Metal Knob Inside	Glass Knob Inside
2450	15250M	15250G	15150M	15150G	2453	15253M	15253G
2454	15254M	15254G	15154M	15154G	2455	15255M	15255G
2470	15270M	15270G	15170M	15170G	2473	15273M	15273G

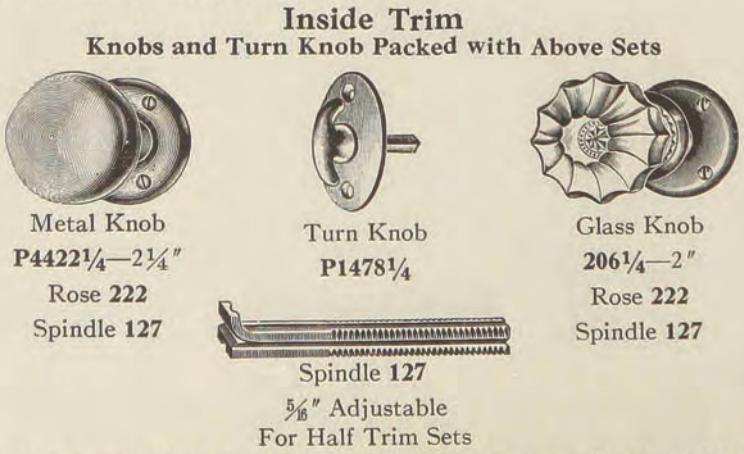
Lock 1582, See Page 118
 Lock 1582, for 1 3/4" and Thicker Doors

Operation of Locks 1582 and 1594—Latch Bolt by Thumb Piece Outside. Knob with Split Spindle 127 Inside. Both Bolts by Key Outside; Lock Bolt by Turn Knob from Inside; Thumb Piece Outside can be set by Stop in Front.

Lock 1594, See Page 117
 Lock 1594, for 1 3/8" or 1 3/4" Doors



1582




1594

Set Consists of One Lock, Outside Handle and Inside Trim as Indicated by Set Number
 Packed one set in a box with screws

Specify Design, Set Number and Finish. For Finishes, see page 1. For Weights, see page 385

APPLE PARER



78, Apple Parer. Patented

Finest Gray Iron Castings with Black Finished Wood Handle, Lacquered Finish. Pares any shape of apple. With high-grade carbon steel knife, easily detachable with set screw. Completely assembled and ready for use when removed from box.

One in a box. Twelve in a case. Case weight 70 pounds

We manufacture three other styles of Parers: Advance, Baldwin and No. 72
Separate catalog sent on request

LETTER BOX PLATES

CAST BRONZE



P1336, P1346

Flap Opens Out

P1336, Without Inside Plate


P1346, With Inside Plate

Size 8" x 2½"

Opening 4⅝" x 1½"

Inside Plate 6⅜" x 2⅛"

Two in a box with screws



P1236, P1246

Flap Opens Out

P1236, Without Inside Plate

P1246, With Inside Plate

Size 8½" x 2½"

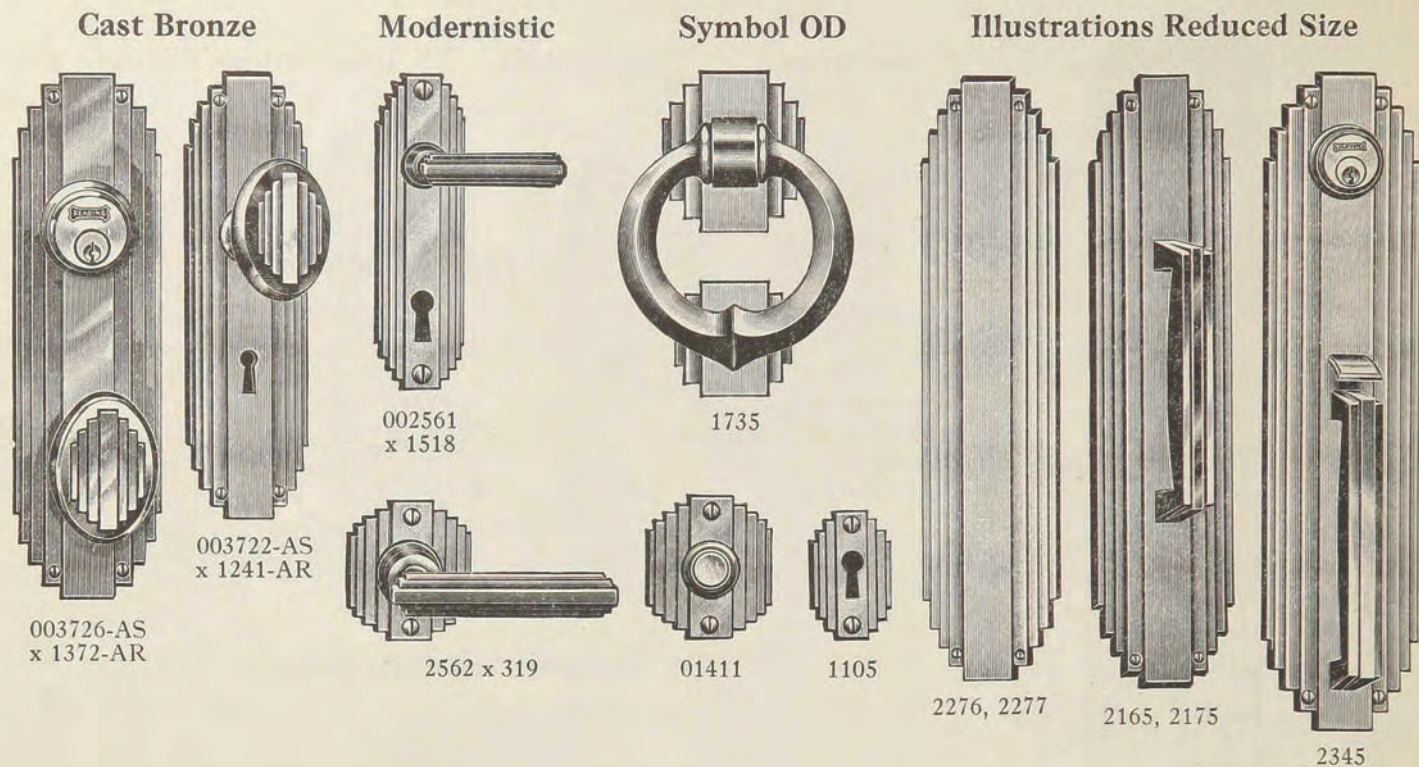
Opening 6" x 1¾"

Inside Plate 8½" x 2½"

Two in a box with screws

Specify Number and Finish. For Finishes, see page 1. For Weights, see page 385

ODEON



Cast Bronze

Article	Number	Size
Door Knobs, Threaded Shank, $\frac{5}{16}$ " Spindle, 50 $\frac{3}{4}$	003722-AS	†2 $\frac{1}{2}$ " x 1 $\frac{3}{4}$ "
Door Knobs, Threaded Shank, $\frac{3}{8}$ " Spindle, 62	003726-AS	†2 $\frac{1}{2}$ " x 1 $\frac{3}{4}$ "
Key Plate Escutcheon Bit Key Locks	1105	2 $\frac{1}{16}$ " x 1 $\frac{1}{4}$ "
Escutcheon for 3 $\frac{3}{4}$ " Locks	1241-AR	8" x 2 $\frac{1}{4}$ "
Escutcheon for 4 $\frac{1}{4}$ " Locks	1244-AR	8" x 2 $\frac{1}{4}$ "
Escutcheon for Communicating Locks, $\frac{3}{16}$ " Spindle	*T1241-AR	8" x 2 $\frac{1}{4}$ "
Escutcheon for Communicating Locks, $\frac{5}{16}$ " Spindle	*T1244-AR	8" x 2 $\frac{1}{4}$ "
Escutcheon for Cylinder Front Door Locks, Outside	1372-AR	9 $\frac{1}{8}$ " x 2 $\frac{1}{2}$ "
Escutcheon for Cylinder Front Door Locks, Outside	1382-AR	9 $\frac{1}{8}$ " x 2 $\frac{1}{2}$ "
Escutcheon for Cylinder Front Door Locks, Outside	1392-AR	9 $\frac{1}{8}$ " x 2 $\frac{1}{2}$ "
Escutcheon for Cylinder Front Door Locks, Inside	*T1373-AR	8" x 2 $\frac{1}{4}$ "
Escutcheon for Cylinder Front Door Locks, Inside	*T1383-AR	8" x 2 $\frac{1}{4}$ "
Escutcheon for Cylinder Front Door Locks, Inside	*T1393-AR	8" x 2 $\frac{1}{4}$ "
Escutcheon for Cylinder Vestibule Locks	1375-AR	8" x 2 $\frac{1}{4}$ "
Escutcheon for Cylinder Vestibule Locks	1385-AR	8" x 2 $\frac{1}{4}$ "
Escutcheon for Cylinder Vestibule Locks	1395-AR	8" x 2 $\frac{1}{4}$ "
Escutcheon for Cabinets	1518	5" x 1 $\frac{3}{8}$ "
Push Button	01411	2 $\frac{1}{4}$ " x 2"
Bar Sash Lift	1304	5 $\frac{1}{8}$ " x 1 $\frac{3}{8}$ "
Knob Rose for Adjustable Shank Knobs	319	2 $\frac{1}{4}$ " x 2"
Turn Knob, $\frac{3}{16}$ " Spindle	1460	2 $\frac{1}{16}$ " x 1 $\frac{1}{4}$ "
Turn Knob, $\frac{5}{16}$ " Spindle	1490	2 $\frac{1}{16}$ " x 1 $\frac{1}{4}$ "
Lever Handle, Threaded Shank, $\frac{5}{16}$ " Spindle, 50	002561	2 $\frac{1}{4}$ "
Lever Handle, Threaded Shank, $\frac{5}{16}$ " Spindle, 50	002562	3 $\frac{1}{4}$ "
Push Plate	2276	15" x 3 $\frac{1}{2}$ "
Push Plate	2277	16" x 4"
Door Pull, Grip 7"	2165	15" x 3 $\frac{1}{2}$ "
Door Pull, Grip 7"	2175	16" x 4"
Store Door Plate and Grip, 7"	2345	16" x 4"
Door Knocker, Upper Plate 3" x 2 $\frac{5}{8}$ "	1735	2 $\frac{5}{8}$ " x 4 $\frac{1}{2}$ "
Lower Plate 2 $\frac{3}{16}$ " x 2 $\frac{3}{16}$ ", Bale 4 $\frac{1}{2}$ " x 4 $\frac{3}{4}$ "		

*With Turn Knob

†Size of each Knob

For Knobs with roses omit "00" in number and specify rose number

For Residence Sectional Handles, see page 259

Specify Number, Design and Finish. For Finishes, see page 1

OSTEND

*Design
Section*

Cast Bronze

Symbol OST

Illustrations Reduced Size

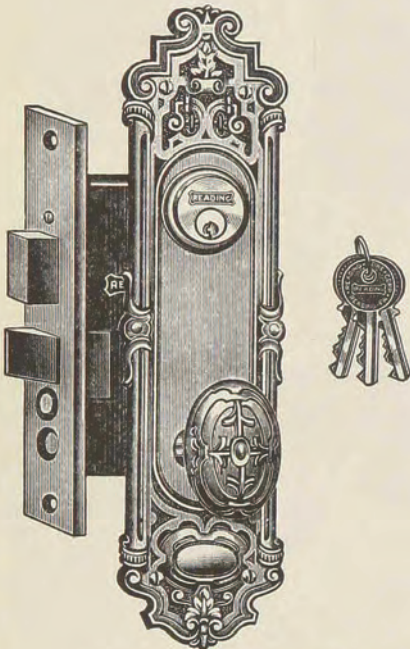
Cast Bronze

Cylinder Front Door Sets

Outside Escutcheon 12" x 3 1/8" Inside Escutcheon 9" x 2 3/4"
Knobs, Outside 2 5/8" x 1 7/8", Inside 2 1/2" x 1 3/4"

Set Number	Lock	See Page	Knob	ESCUTCHEONS	
				Outside	Inside
016741-AS	01602	102	003746-AS	1372-AR	T1373-AR
16791-AS	1600	102	003746-AS	1372-AR	T1373-AR
17791-AS	1700	105	003746-AS	1392-AR	T1393-AR

Master keyed with locks having key class 622



Cylinder Front Door Set

Cylinder Vestibule Sets

Outside Escutcheon 10 1/2" x 3 1/8" Inside Escutcheon 9" x 2 3/4"
†Knobs 2 1/2" x 1 3/4"

Set Number	Lock	See Page	Knob	ESCUTCHEONS	
				Outside	Inside
015797-AS	01505	101	003726-AS	1385-AR	B1241-AR
16797-AS	1605	104	003726-AS	1375-AR	B1241-AR
16790-AS	1601	135	003726-AS	01372-AR	B1241-AR
*017761-AS	01711	133	003726-AS	01382-AR	B1241-AR

*With auxiliary latch deadlocking main latch and stops when door is closed

Master keyed with locks having key class 622

Inside Lock Sets with 3 3/4" Locks

Outside Escutcheon 9" x 2 3/4" Inside Escutcheon 9" x 2 3/4"
†Knobs 2 1/2" x 1 3/4"

Set Number	Lock	See Page	Knob	ESCUTCHEONS	
				Outside	Inside
4798-AS	1167	70	003722-AS	1241-AR	1241-AR
*4799-AS	1168	70	003722-AS	1241-AR	1241-AR
5798-AS	01256	71	003722-AS	1241-AR	1241-AR
*5799-AS	01257	71	003722-AS	1241-AR	1241-AR

*Can master key with locks having same class key. For master key information, see page 152

Inside Lock Sets with 4 1/4" Locks

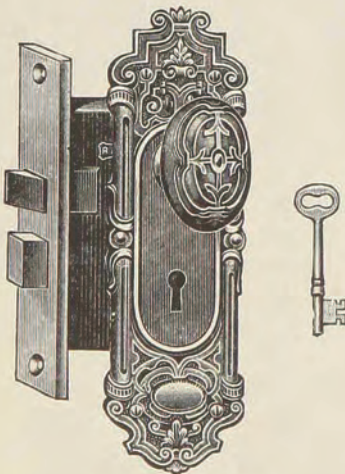
Outside Escutcheon 9" x 2 3/4" Inside Escutcheon 9" x 2 3/4"
†Knobs 2 1/2" x 1 3/4"

Set Number	Lock	See Page	Knob	ESCUTCHEONS	
				Outside	Inside
6798-AS	1201	72	003722-AS	1244-AR	1244-AR
*6799-AS	1202	72	003722-AS	1244-AR	1244-AR
7798-AS	1221	72	003722-AS	1244-AR	1244-AR
*7799-AS	1222	72	003722-AS	1244-AR	1244-AR

*Can master key with locks having same class key. For master key information, see page 152

†Size of each knob

One set in a box with screws



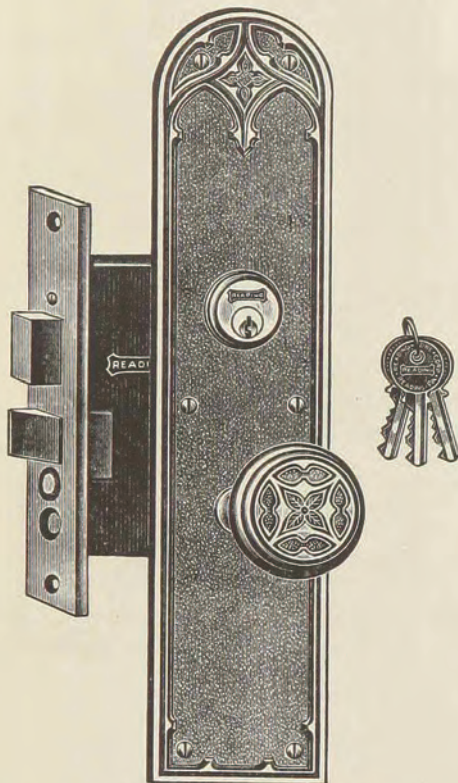
Inside Lock Set

Specify Set Number, Design and Finish. For Finishes, see page 1

Cast Bronze

Symbol SAL

Illustrations Reduced Size



Cylinder Front Door Set

Cast Bronze

Cylinder Front Door Sets

Outside Escutcheon 14½" x 3¼"

Inside Escutcheon 8¼" x 2⅝"

Knobs 2½" x 2¼"

Set Number	Lock	See Page	Knob	ESCUTCHEONS	
				Outside	Inside
016841-AS	01602	102	002846-AS	1372-AR	T1373-AR
16851-AS	1600	102	002846-AS	1372-AR	T1373-AR
17851-AS	1700	105	002846-AS	1392-AR	T1393-AR

Master keyed with locks having key class 622

Cylinder Vestibule Sets

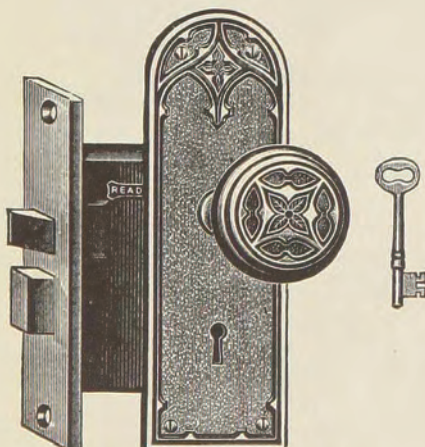
Outside Escutcheon 10" x 3¼"

Inside Escutcheon 8¼" x 2⅝"

Knobs 2½" x 2¼"

Set Number	Lock	See Page	Knob	ESCUTCHEONS	
				Outside	Inside
16860-AS	1601	135	002846-AS	01372-AR	B1241-AR

Master keyed with locks having key class 622



Inside Lock Set

Inside Lock Sets

Outside Escutcheon 8¼" x 2⅝"

Inside Escutcheon 8¼" x 2⅝"

Knobs 2¼" x 2¼"

Set Number	Lock	See Page	Knob	ESCUTCHEONS	
				Outside	Inside
5858-AS	01256	71	002822-AS	1241-AR	1241-AR
*5859-AS	01257	71	002822-AS	1241-AR	1241-AR
7858-AS	1221	72	002822-AS	1244-AR	1244-AR
*7859-AS	1222	72	002822-AS	1244-AR	1244-AR

*Can master key with locks having same class key. For master key information, see page 152

One set in a box with screws

Specify Set Number, Design and Finish. For Finishes, see page 1

Cast Metal

Symbol WAL

Illustrations Reduced Size

Handle



T68, T70, T75



T7240



T7224



T7229



002822 x 1241-AR



1334, 1344



T72

Cast Bronze

Article	Number	Size
Sectional Residence Handle, Grip 5 1/2"	T7240	Width 2"
Grip and Plates 11 1/4" x 2", Cylinder Collar 3 3/8" x 2"		
Hinge Plate	T68	12" x 3 1/4"
Hinge Plate	T70	18" x 3 1/4"
Hinge Plate	T75	24 1/4" x 3 3/4"
Door Knocker, Length 6 1/2", Width 2", Bale 4 1/4" x 4 3/8"	T7224	6 1/2" x 2"
Door Knocker, Length 6", Width 2", Bale 4" x 3 1/8"	T7229	6" x 2"
Outside Letter Plate Without Inside Plate	*1334	9 3/8" x 3"
Outside Letter Plate With Inside Plate	*1344	9 3/8" x 3"
Door Knob, Threaded Shank, 5/16" Spindle, 50 3/4"	002822	2 1/4" x 2 1/4"
Escutcheon for 3 3/4" Locks	1241-AR	8 1/8" x 2 7/16"
Escutcheon for 4 1/4" Locks	1244-AR	8 1/8" x 2 7/16"
Escutcheon for Front Door Locks	1372-AR	10" x 2 7/16"
Push Plate	2277	16" x 3"
Push Button	T72	3 3/8" x 2"

*Opening 7" x 1 1/2", conforming with Post Office Regulation Order No. 291

Specify Number, Design and Finish. For Finishes, see page 1

Sectional Cylinder Residence Front Door Sets

Handle Outside T7240			Knob Inside One-Piece Wrought Bronze		
Set Number	Lock	See Page	Handle	Knob	Turn Knob
15140M	1594	117	T7240	P4422 1/4 x Spindle 127	P1478 1/4
15240M	1582	118	T7240	P4422 1/4 x Spindle 127	P1478 1/4

Inside Lock Sets

Outside Escutcheon 8 1/8" x 2 7/16"			Knobs 2 1/4" x 2 1/4"		Inside Escutcheon 8 1/8" x 2 7/16"	
Set Number	Lock	See Page	Knob	Outside	Inside	
4858-AS	1167	70	002822-AS	1241-AR	1241-AR	
*4859-AS	1168	70	002822-AS	1241-AR	1241-AR	
5858-AS	01256	71	002822-AS	1241-AR	1241-AR	
*5859-AS	01257	71	002822-AS	1241-AR	1241-AR	
6858-AS	1201	72	002822-AS	1244-AR	1244-AR	
*6859-AS	1202	72	002822-AS	1244-AR	1244-AR	
7858-AS	1221	72	002822-AS	1244-AR	1244-AR	
*7859-AS	1222	72	002822-AS	1244-AR	1244-AR	

*Can master key with locks having same class key. For master key information, see page 152

One set in a box with screws

Specify Set Number, Design and Finish. For Finishes, see page 1