

# NORWALK LOCK CO.

DIVISION OF SEGAL LOCK & HARDWARE CO., INC.

*Makers of*



Fine Builders' Hardware  
and Ship Hardware



MODERNISTIC HARDWARE  
BY NORWALK

1935  
REVISED



FACTORY AND MAIN OFFICE

SOUTH NORWALK, CONNECTICUT

U. S. A.



NEW YORK OFFICE

6 WARREN STREET

OFFICES

PHILADELPHIA

NEW ORLEANS

CHICAGO

SAN FRANCISCO


# NORWALK

MADE IN U.S.A. SINCE 1856

## CAST DESIGNS




Cremona



Chester



Saint Elmo



Sussex



San Marco




Naples




Essex



America



Argos



Chelsea



Columbus




Compo



Doric




Enos



Fontenoy




Hudson



Melrose



Monroe



Norfolk



Norman



Royal




Rupert



Salem




Strassburg




Tinos

NORWALK  
HARDWARE OF QUALITY SINCE 1856

WROUGHT DESIGNS




Detroit



Empire



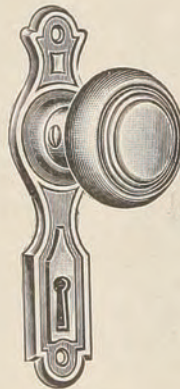
Omaha



Kent



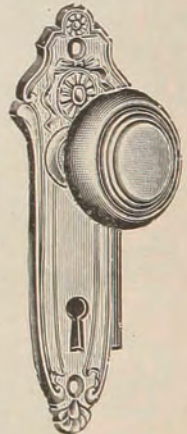
Arcola



Hadley



Raleigh



Lee




Milford



Fulton



Lenox



Chatham



Andros



## CHICAGO DESIGN

Order by Set Number and Design

### CAST BRONZE

Door	Set No.	Lock	Page	Knob	Esct.	Esct.
Inside	<b>1414</b>	8414	100	8632	8931	8931
Inside	<b>1531</b>	8531	105	8632	8934	8934
Vestibule	<b>903 1/2</b>	2411	117	8632	8494	8479 1/2
Front	<b>903</b>	2410	117	8632	8494	8479

Order by Number and Design

### DOOR KNOBS

	No.	Inch	
Round	<b>7534</b>	2	5/8 or 3/8 Inch Spindle
Oval	<b>8632</b>	2 1/2 x 1 1/8	

### ESCUTCHEONS

For Cylinder Locks

<b>8475</b>	14 3/4 x 3 3/8	For Outside of all Front Door and Office Locks and Vestibule Latches
<b>8494</b>	9 3/4 x 2 5/8	For Outside 5 1/2 Inch Locks
<b>8479</b>	9 3/4 x 2 5/8	For Inside 5 Inch Locks
<b>8479 1/2</b>	9 3/4 x 2 5/8	For Inside Vestibule Latches to Match

For Bit Key Front and Vestibule Doors

<b>8954</b>	9 3/4 x 2 5/8	For Outside 4 3/4 Inch Locks
<b>8966</b>	9 3/4 x 2 5/8	For Outside Vestibule to Match
<b>8956</b>	7 3/8 x 2 1/2	For Vestibule Latches to Match

For Inside Doors

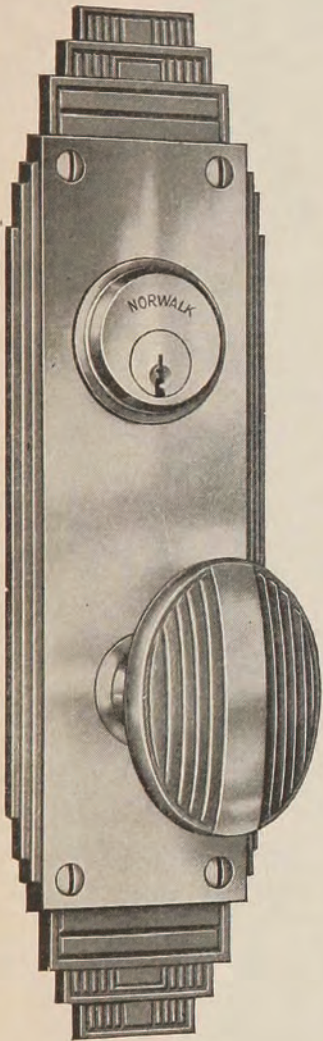
<b>8934</b>	7 3/8 x 2 1/2	For 4 1/4 Inch Locks
<b>8931</b>	7 3/8 x 2 1/2	For 3 1/2 Inch Locks

Key Plates


<b>8881</b>	2 1/4 x 1 1/4	For all Door Locks
-------------	---------------	--------------------

Miscellaneous

<b>8810</b>	3 x 2 1/4	Electric Push Buttons
<b>8003</b>	14 3/4 x 3 3/8	Push Plates
<b>8004</b>	16 1/2 x 3 3/8	Push Plates
<b>8360</b>	14 3/4 x 3 3/8	Door Pull (1359 Grip)
<b>8360 1/2</b>	14 3/4 x 3 3/8	Door Pull (1371 Grip)
<b>8007</b>	13 x 3 1/2	Letter Box Plate Opening 7 x 1 1/2 with Chute
<b>8007 1/2</b>	13 x 3 1/2	Letter Box Back Plates
<b>1359</b>	8 3/4 x 2 1/8	Door Pull (Sectional), Center to Center, 5 3/4 Inches*
<b>1371</b>	10 1/2 x 2 1/8	Door Pulls (Sectional) Center to Center, 7 1/2 Inches*
<b>51</b>	4 x 2 5/8	Cylinder Collar
<b>1109</b>	2 1/4 x 1 1/4	Turn Knob
<b>85</b>	3 x 2 1/4	Knob Rose



8632 Knob  
8475 Escutcheon



7534 Knob  
8934 Escutcheon

All packed with screws

State finish. Description of finishes, page 1



## SAN MARCO DESIGN

CAST BRONZE



8931 Escutcheon



7038 Cylinder Collar



8881 Key Plate



1109 Turn Knob



8704 Door Knocker




8650 Knob



4650 Lever Handle



8650 Knob  
8494 Escutcheon



8044 Hinge Strap

### LOCK SETS

Order by Set Number and Design

Door	Set No.	Lock	Page	Knobs	Esc.	Esc.
Inside	<b>1414</b>	8414	100	8650	8881	8881
Vestibule	<b>702<sup>1</sup>/<sub>2</sub></b>	2411	117	8650	7038	
Vestibule	<b>902<sup>1</sup>/<sub>2</sub></b>	2411	117	8650	8494	
Front	<b>702</b>	2410	117	8650	7038	1109
Front	<b>902</b>	2410	117	8650	8494	8479

No. **8650** Inch 2 **DOOR KNOBS**  
Knob x 8650 Rose 1<sup>3</sup>/<sub>4</sub> x 1<sup>3</sup>/<sub>4</sub> in.

**8494** 9<sup>7</sup>/<sub>8</sub> x 3<sup>1</sup>/<sub>8</sub> For Outside Cylinder Locks  
**8479** 5<sup>7</sup>/<sub>8</sub> x 1<sup>3</sup>/<sub>4</sub> For Inside 5 in. Cylinder Locks  
**8931** 5<sup>7</sup>/<sub>8</sub> x 1<sup>3</sup>/<sub>4</sub> For Inside Door 3<sup>1</sup>/<sub>2</sub> in. Locks

**8881** 2<sup>5</sup>/<sub>8</sub> x 1<sup>1</sup>/<sub>8</sub> **KEY PLATE**  
For all Door Locks

**1109** 2<sup>5</sup>/<sub>8</sub> x 1<sup>1</sup>/<sub>8</sub> **MISCELLANEOUS**  
**4650** 2<sup>7</sup>/<sub>8</sub> Turn Knob  
**7038** 2<sup>7</sup>/<sub>8</sub> x 2<sup>7</sup>/<sub>8</sub> Lever Handle x 8650 Rose 1<sup>3</sup>/<sub>4</sub> x 1<sup>3</sup>/<sub>4</sub> in.  
**8044** 24 Cylinder Collar  
**8704** 5<sup>3</sup>/<sub>4</sub> x 3 Door Knocker  
**8810** 1<sup>3</sup>/<sub>4</sub> x 1<sup>3</sup>/<sub>4</sub> Hinge Strap  
Push Button

Knobs 8650 made regularly Model F  
Lever Handle 4650 made regularly Model G

All packed with screws


State finish. Description of finishes, page 1



## DETROIT DESIGN

WROUGHT BRONZE AND WROUGHT STEEL

Front Door Escutcheons (8¾ in.) Cast



Set No. 702

Order by Set Number and Design

### WROUGHT BRONZE

#### LOCK SETS

Door	Set No.	Lock	Page	Knob	Esct.	Esct.
Inside	<b>1421</b>	8421	100	8533F	8921	8921
Inside	<b>1414</b>	8414	100	8533F	8921	8921
Vestibule	<b>1652</b> ½	8284½	113	8533F	8596	8913½
Vestibule	<b>702</b> ½	4211	116	8533F	8494	8479½
Front	<b>1652</b>	8284	113	8533F	8954	8913
Front	<b>702</b>	4210	116	8533F	8494	8479

#### ARTICLES

##### DOOR KNOBS

No.	Inch	Description
<b>8533F</b>	2	Seamless ⅝ or ⅜ Inch Spindle

##### ESCUTCHEONS

###### For Front and Vestibule Doors

<b>8954</b>	8¾ x 2½	For Outside 4¾ Inch Locks
<b>8956</b>	8¾ x 2½	For Outside Vestibule Latch to Match
<b>8913</b>	8¾ x 2½	For Inside 4¾ Inch Locks
<b>8913</b> ½	7½ x 2¼	For Inside Vestibule Latch to Match

###### For Cylinder Lock

<b>8494</b>	8¾ x 2½	For Outside of all Front Door and Office Locks, and Vestibule Latches
<b>8479</b>	7½ x 2¼	For Inside 5 Inch Locks
<b>8479</b> ½	7½ x 2¼	For Vestibule Latches to Match

###### For Inside Doors

<b>8921</b>	7½ x 2¼	For 3½ Inch Locks
-------------	---------	-------------------

### WROUGHT STEEL

#### LOCK SETS

Door	Set No.	Lock	Page	Knob	Esct.	Esct.
Inside	<b>317</b>	9420	99	9533F	9921	9921
Inside	<b>327</b>	8421	100	9533F	9921	9921
Vestibule	<b>1603</b> ½	9284½	113	9533F	9956	9913½
Vestibule	<b>1603</b>	9284	113	9533F	9954	9913

#### ARTICLES

##### DOOR KNOB

No.	Inch	Description
<b>9533F</b>	2	Seamless ⅝ Inch Spindle

##### ESCUTCHEONS

###### For Front and Vestibule Doors

<b>9954</b>	8¾ x 2½	For Outside 4¾ Inch Locks
<b>9956</b>	8¾ x 2½	For Outside Vestibule to Match
<b>9913</b>	8¾ x 2½	For Inside 4¾ Inch Locks
<b>9913</b> ½	7½ x 2¼	For Inside Vestibule to Match

###### For Inside Doors

<b>9921</b>	7½ x 2¼	For 3½ Inch Locks
-------------	---------	-------------------

All packed with screws

State finish. Description of finishes, page 1