

Norwalk Lock Co's

Illustrated and Descriptive List

OF

DOOR LOCKS, KNOBS,

AND

Ornamental Bronze

Builders' Hardware.

MANUFACTORY AND PRINCIPAL OFFICE,

SOUTH NORWALK, CONN.

NEW YORK OFFICE, 82 CHAMBERS STREET.

AGENCIES:

BOSTON.

MacComber, Biglow & Dowse, - - - - Nos. 156 to 164 Oliver Street.

PHILADELPHIA.

Sheperd & Lloyd, - - - - No. 27 North Fifth Street.

BALTIMORE.

Moritz & Keidel, - - - - - No. 10 South Charles Street.

JULY, 1876.

INDEX.

MORTISE KNOB LATCHES.

	PAGE.
MORTISE LATCHES, Plain,	1, 3, 4, 7
MORTISE LATCHES, for Thin Doors,	2
MORTISE LATCHES, with Stop,	5, 6
MORTISE LATCHES, for Sliding Doors, Astragal and Plain Fronts,	8, 9
MORTISE LATCHES, Rabbeted,	10
MORTISE LATCHES, Rabbeted, for French Windows or Blind Doors,	11, 12
MORTISE LATCHES, Plain, for French Windows or Sash Doors,	17
MORTISE TURN-BUCKLES, for French Windows or Sash Doors,	16
MORTISE LATCHES, for Store Doors, Plain and Rabbeted,	18, 19

MORTISE NIGHT LATCHES.

MORTISE NIGHT LATCHES,	13, 14, 15
MORTISE NIGHT LATCHES, Plain Face, for Vestibule Doors,	53, 59, 63, 67, 71
MORTISE NIGHT LATCHES, Rabbeted, for Vestibule Doors,	75, 79, 83, 89

MORTISE DEAD LOCKS.

MORTISE DEAD LOCKS,	21, 22, 23, 24
MORTISE DEAD LOCKS, Plain Face, for Store Doors,	25, 26, 27, 28
MORTISE DEAD LOCKS, Rabbeted, for Store Doors,	29

MORTISE SLIDING DOOR LOCKS.

MORTISE SLIDING DOOR LOCKS, for Barn Doors,	30
MORTISE SLIDING KNOB LOCKS,	33, 35
MORTISE SLIDING DOOR LOCKS, in Sets to match,	40

MORTISE KNOB LOCKS. RABBETED.

MORTISE KNOB LOCKS, Rabbeted,	45
MORTISE KNOB LOCKS, Rabbeted, for Front Doors,	47, 49

MORTISE KNOB LOCKS. FOR FRENCH WINDOWS.

MORTISE KNOB LOCKS, Plain Face, for French Windows,	51
MORTISE KNOB LOCKS, Rabbeted, for French Windows,	50

MORTISE FRONT DOOR NIGHT LOCKS.

MORTISE FRONT DOOR NIGHT LOCKS, Plain Face,	53, 58, 62, 66, 70
MORTISE FRONT DOOR NIGHT LOCKS, Rabbeted,	74, 78, 82, 85, 88

MORTISE DOOR BOLTS.

MORTISE DOOR BOLTS,	90
-------------------------------	----

MORTISE REFRIGERATOR LOCKS.

MORTISE KNOB LOCKS, for Refrigerators,	93
--	----

MORTISE KNOB LOCKS.

MORTISE KNOB LOCKS, Pull Out Reverse,	95, 99, 101, 103, 107, 111, 115, 123, 125
MORTISE KNOB LOCKS, Reverse by Removing the Cap,	95, 97, 101, 105, 113, 121
MORTISE KNOB LOCKS, for Thin Doors,	109
MORTISE KNOB LOCKS, with Stop,	131, 133
MORTISE KNOB LOCKS, for Front Doors,	127, 129

MASTER KEYED MORTISE KNOB LOCKS.

MORTISE KNOB LOCKS, for Hotels,	115, 117, 119
---	---------------

RIM KNOB LATCHES.

RIM KNOB LATCHES, Cottage,	136
RIM KNOB LATCHES, Rural Case,	138, 140, 141
RIM KNOB LATCHES, Rural Case, with Slide Bolt,	137, 142
RIM KNOB LATCHES, with Stop,	139, 143
RIM KNOB LATCHES, for Screen Doors,	144, 145
RIM KNOB LATCHES, Rural Case, for Store Doors,	146

RIM NIGHT LATCHES.

	PAGE.
RIM NIGHT LATCHES,	147, 148, 149, 150, 151, 152, 153

HORIZONTAL RIM DEAD LOCKS.

RIM DEAD LOCKS, Horizontal, for Closet Doors,	155, 156, 157, 158, 159, 160, 162, 163
RIM DEAD LOCKS, Horizontal, Cottage,	161
RIM DEAD LOCKS, Horizontal, for Store Doors,	164, 167, 169
RIM DEAD LOCKS, Horizontal, for Store Doors, with Folding Keys,	165, 171, 173

UPRIGHT RIM DEAD LOCKS.

RIM DEAD LOCKS, Upright, for Store Doors,	174, 178
RIM DEAD LOCKS, Upright, for Iron Doors,	176
RIM DEAD LOCKS, Upright, for Store Doors, with Folding Keys,	175, 178, 181

MASTER KEYED UPRIGHT RIM KNOB LOCK.

RIM KNOB LOCK, Upright, Rural Case, for Hotels,	183
---	-----

UPRIGHT RIM KNOB LOCKS.

RIM KNOB LOCKS, Upright, for Narrow Stile or Sash Doors,	184
RIM KNOB LOCKS, Upright, for Cupboard or Closet Doors,	185
RIM KNOB LOCKS, Upright, Pull Out Reverse,	192, 199, 205, 209
RIM KNOB LOCKS, Upright, Pull Out Reverse, with Slide Bolt,	193, 203, 207, 211
RIM KNOB LOCKS, Upright, Reverse by Removing the Cap,	187, 189, 194, 197
RIM KNOB LOCKS, Upright, Reverse by Removing the Cap, with Slide Bolt,	191, 195, 201
RIM KNOB LOCKS, Upright, Cottage,	215

UPRIGHT RIM FRONT DOOR NIGHT LOCK.

RIM FRONT DOOR NIGHT LOCK,	213
--------------------------------------	-----

UPRIGHT RIM STORE DOOR KNOB LOCKS.

RIM KNOB LOCKS, Upright, for Store Doors, with Brass Keys,	217
RIM KNOB LOCKS, Upright, for Store Doors, with Folding Keys,	219

HORIZONTAL RIM KNOB LOCKS.

RIM KNOB LOCKS, Horizontal, Reverse by Removing the Cap,	220, 222
RIM KNOB LOCKS, Horizontal, Reverse by Removing the Cap, with Slide Bolt,	221, 223
RIM KNOB LOCKS, Horizontal, Pull Out Reverse,	226, 224, 229
RIM KNOB LOCKS, Horizontal, Pull Out Reverse, with Slide Bolt,	225, 227

HORIZONTAL RIM STORE DOOR KNOB LOCKS.

RIM KNOB LOCKS, Horizontal, for Store Doors, with Brass Key,	231, 237
RIM KNOB LOCKS, Horizontal, for Store Doors, with Folding Key,	233, 235

RURAL CASE RIM KNOB AND DEAD LOCKS.

RIM DEAD LOCKS, Horizontal,	239, 240, 241
RIM KNOB LOCKS, Upright,	242, 243, 244
TOOL CHEST LOCK,	134

DOOR KNOBS.

MINERAL AND PORCELAIN, Japanned Mountings,	246
PORCELAIN, Plated, and Porcelain Mountings,	247, 248
JET KNOBS,	249
SILVERED GLASS,	250
ELECTRO PLATED AND ARGENTINE,	251
BRASS,	252
BRASS, for Ship Use,	252
NICKEL PLATED,	254
HAND PLATED,	299

SHUTTER KNOBS.

ELECTRO, HAND PLATE AND SILVERED GLASS,	303
---	-----

STORE DOOR T AND CRANK HANDLE KNOBS.

MINERAL, PORCELAIN AND BRASS,	254
---	-----

	PAGE.
CANADA BOLT KNOBS.	
MINERAL AND PORCELAIN,	255
SCREEN OR BLIND DOOR KNOBS.	
MINERAL AND PORCELAIN,	255
REFRIGERATOR KNOBS.	
MINERAL AND PORCELAIN,	256
MORTISE BOLT KNOBS.	
MINERAL AND PORCELAIN,	256
THUMB KNOBS AND PLATES.	
IRON, BRASS AND PLATED,	257, 353
CLOSET KNOBS.	
MINERAL, PORCELAIN AND SILVERED GLASS,	257
SWIVEL SPINDLES,	251
TURN-BUCKLE KNOBS AND CRANK HANDLES.	
FOR FRENCH WINDOWS,	258, 259
BELL PULLS.	
MINERAL, PORCELAIN, SILVERED GLASS AND ARGENTINE,	261
SILICA KNOBS, BELL PULLS, ESCUTCHEONS AND SHUTTER KNOBS,	264
ESCUTCHEONS.	
PLATE, Electro Plated,	266, 267, 268, 270
PLATE, Porcelain,	266, 269
DROPS, Electro Plated,	270, 272, 274
DROPS, Porcelain,	271, 273
KEY TAGS.	
BRASS,	289
DOOR KEYS.	
RIM AND MORTISE,	276-293
LOCK STRIKES.	
FOR RIM AND MORTISE,	294, 295
HAND PLATED DOOR FURNITURE.	
LOCKS, KNOBS, BELL PULLS AND ESCUTCHEONS,	298-303
SILVER AND NICKEL PLATED LOCK FRONTS.	
LOCKS, ETC.,	297
MISCELLANEOUS.	
SLIDING DOOR SHEAVES,	304, 305
SLIDING DOOR STOPS,	306
SLIDING DOOR RAIL,	306
GATE LATCHES,	307
HOUSE BELL TRIMMINGS,	308
BARTON'S PATENT HOUSE GONGS,	309
FANCY ORNAMENTAL IRON BRONZE DOOR FURNITURE.	
MORTISE LATCHES,	311, 312, 313, 314
MORTISE DEAD LOCKS,	315
MORTISE SLIDING DOOR KNOB LOCKS,	318
MORTISE SLIDING DOOR LOCKS, in Sets to match,	319
MORTISE KNOB LOCKS, Rabbeted,	325, 327
MORTISE FRONT DOOR NIGHT LOCKS, Plain Face,	330
MORTISE FRONT DOOR NIGHT LOCKS, Rabbeted,	334
MORTISE VESTIBULE LATCHES, Plain Face,	331
MORTISE VESTIBULE LATCHES, Rabbeted,	335
MORTISE KNOB LOCKS,	337, 339, 341, 343, 345, 347, 349

FANCY ORNAMENTAL IRON BRONZE DOOR FURNITURE.—CONTINUED.

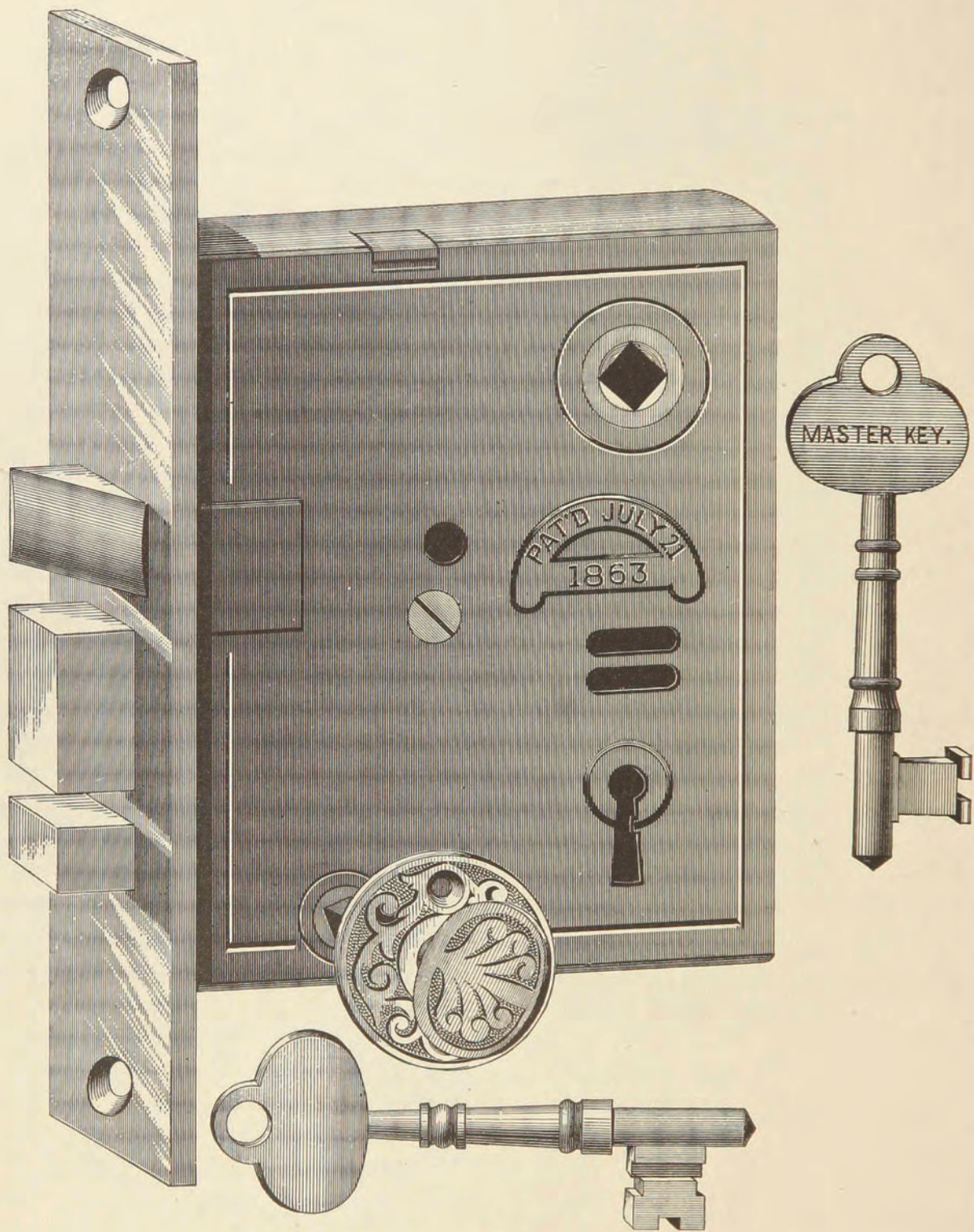
	PAGE.
MORTISE BOLTS,	350
DOOR KNOBS, Porcelain and Iron,	351, 352
BELL PULLS, Porcelain and Iron,	353
ESCUTCHEONS, Plate and Drops,	354, 355, 356
THUMB KNOBS AND PLATES,	353

ORNAMENTAL GENUINE BRONZE DOOR FURNITURE.

MORTISE LATCHES,	358, 359, 360, 361
MORTISE DEAD LOCKS,	362
MORTISE SLIDING DOOR KNOB LOCKS,	364
MORTISE SLIDING DOOR LOCKS, in Sets to match,	375
MORTISE KNOB LOCKS, Rabbeted,	377, 379
MORTISE FRONT DOOR NIGHT LOCKS, Plain Face,	382, 386, 390
MORTISE FRONT DOOR NIGHT LOCKS, Rabbeted,	394, 398
MORTISE VESTIBULE LATCHES, Plain Face,	383, 387, 391
MORTISE VESTIBULE LATCHES, Rabbeted,	395, 399
MORTISE KNOB LOCKS, Plain,	401, 403, 405, 407, 409, 411, 413
MORTISE BOLTS,	414
DOOR KNOBS, Porcelain and Bronze,	415, 417, 418, 419, 420
DOOR KNOBS, Jet, Bronze Mountings,	416
DOOR KNOBS, with Rose and Escutcheon combined,	421, 422, 423, 424, 425
ROSE AND ESCUTCHEONS COMBINED,	421, 426, 427
BELL PULLS,	428, 429
ESCUTCHEONS, Plate,	430, 432
ESCUTCHEONS, Drop,	431, 432, 433
THUMB KNOBS AND PLATES,	433

ORNAMENTAL BRONZE BUILDERS' HARDWARE.

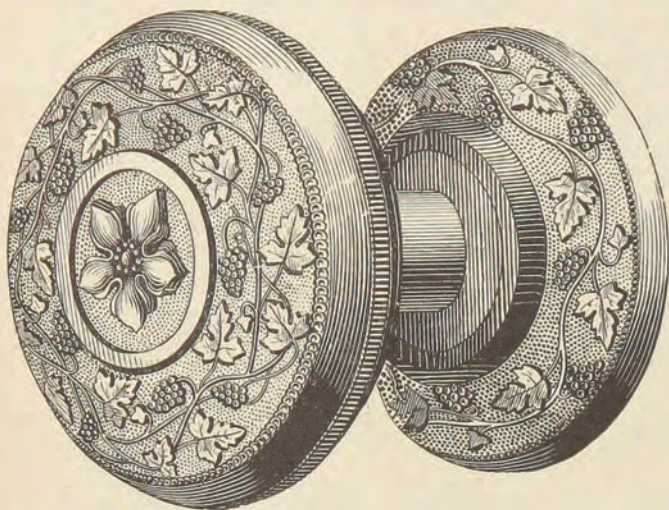
AXLE PULLEYS, Genuine Bronze Metal,	437
AXLE PULLEYS, Norwalk Bronze,	472
BELL LEVERS, Genuine Bronze Metal,	441
BELL LEVERS, Fancy Ornamental Iron,	467
BOLTS, Square Door, Genuine Bronze Metal,	442
BOLTS, Square Door, Norwalk Bronze,	468
BOLTS, Bottom, Genuine Bronze Metal,	442
BOLTS, Bottom, Norwalk Bronze,	468
BOLTS, Chain, Genuine Bronze Metal,	444, 445
BOLTS, Chain, Norwalk Bronze,	470, 471
BOLTS, Top, Genuine Bronze Metal,	443, 444
BOLTS, Top, Norwalk Bronze,	469, 470
BOLTS, Flush Top, Genuine Bronze Metal,	446, 447
BOLTS, Flush Bottom, Genuine Bronze Metal,	447
BUTTS, Blind, Genuine Bronze Metal,	448
BUTTS, Door, Loose Joints, Genuine Bronze Metal,	449
BUTTS, Door, Fast Joints, Genuine Bronze Metal,	450
CUPBOARD CATCHES, Genuine Bronze Metal,	435
CUPBOARD CATCHES, Norwalk Bronze,	464, 465
CUPBOARD TURNS, Genuine Bronze Metal,	436
CUPBOARD TURNS, Norwalk Bronze,	466
DRAWER PULLS, Genuine Bronze Metal,	441
FINGER PLATES, Genuine Bronze Metal,	451
HANDLES, for Store Doors, Plain, Genuine Bronze Metal,	455
HANDLES, for Store Doors, Plain, Norwalk Bronze,	476
HANDLES, for Store Doors, with Nuts and Bolts, Genuine Bronze Metal,	455
HANDLES, for Store Doors, with Nuts and Bolts, Norwalk Bronze,	476
HANDLES, for Store Doors, with Mortise Latches, Plain Face, Genuine Bronze Metal,	457, 460
HANDLES, for Store Doors, with Mortise Latches, Plain Face, Norwalk Bronze,	478
HANDLES, for Store Doors, with Mortise Latches, Rabbeted, Genuine Bronze Metal,	459
HANDLES, for Store Doors, with Mortise Latches, Rabbeted, Norwalk Bronze,	480
PULLS, Door, Genuine Bronze Metal,	452
PULLS, Door, Norwalk Bronze,	473
SHUTTER KNOBS, Genuine Bronze Metal,	438
SHUTTER BARS, Genuine Bronze Metal,	438
SASH LIFTS, Genuine Bronze Metal,	439
SASH LIFTS, Norwalk Bronze,	470
WINDOW SPRINGS, Babcock's Patent,	463
WINDOW SPRINGS, Frost's Patent,	463




MASTER KEYED MORTISE KNOB LOCK.

No. 575.

(FOR DESCRIPTION, SEE PAGE 117.)

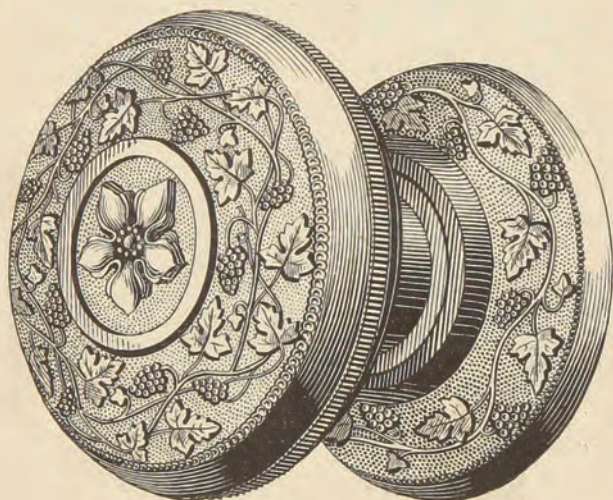


A. No. 1.

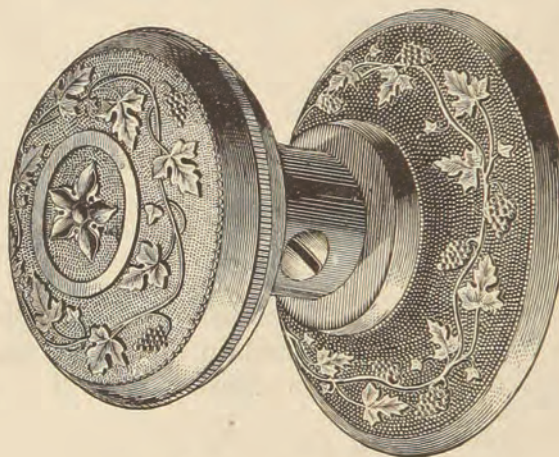


No. 1.


SILICA SHUTTER KNOB.



A. No. 2.

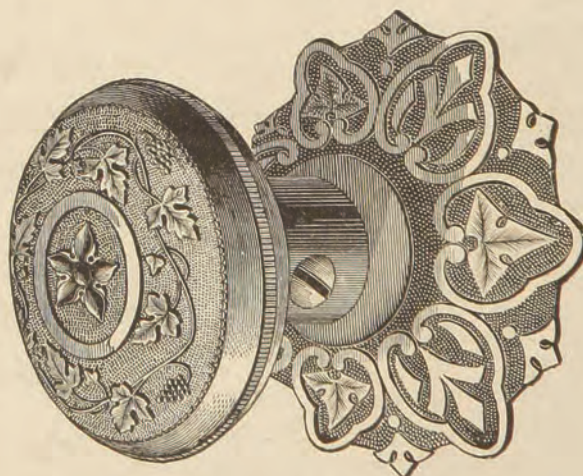


No. 466.



A. No. 3.

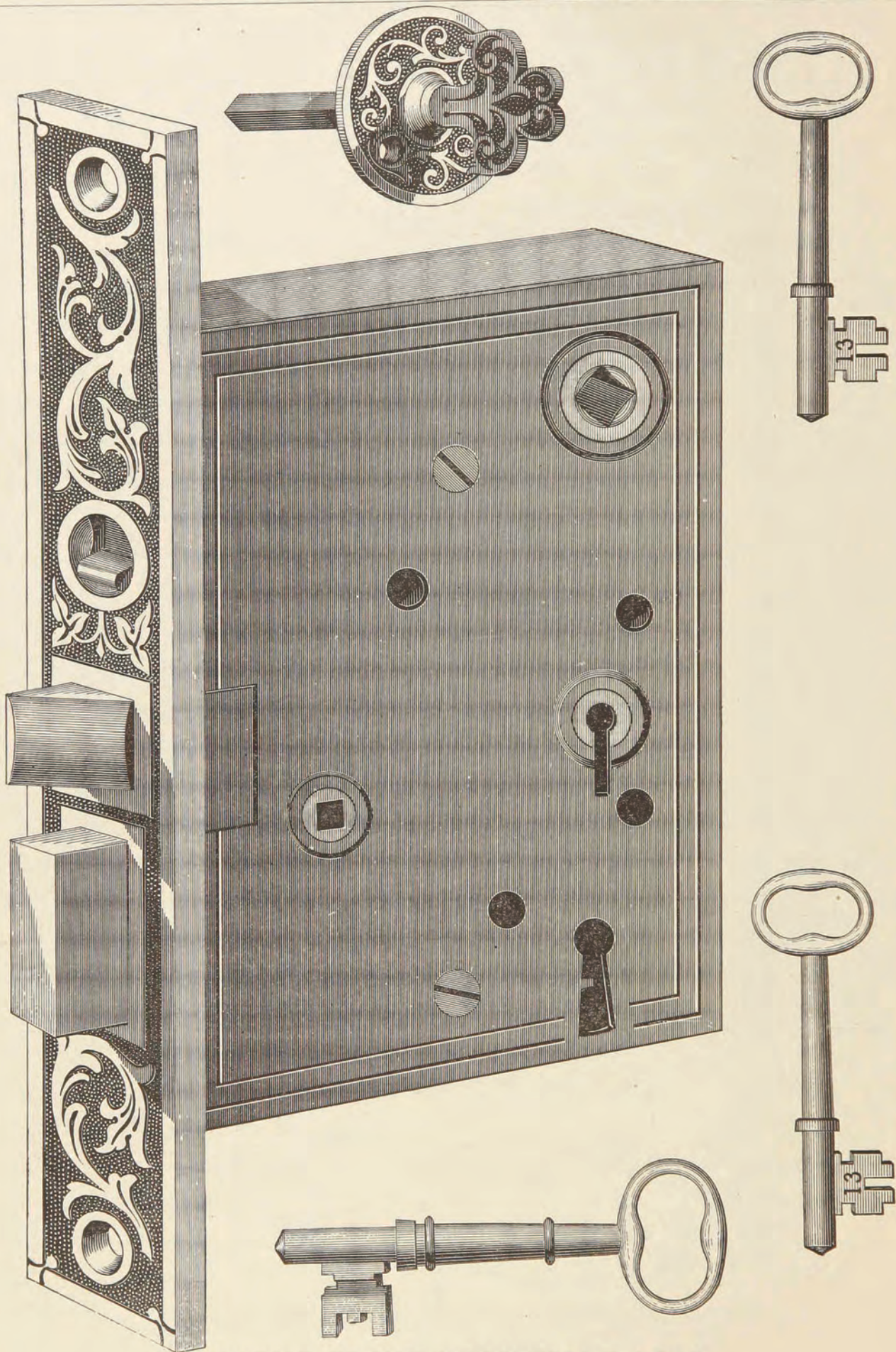
SILICA DOOR KNOBS.



No. 468.

SILICA BELL PULLS.


(FOR DESCRIPTION, SEE PAGE 264.)




MORTISE FRONT DOOR NIGHT LOCK.

No. 00290.

(FOR DESCRIPTION, SEE PAGE 330.)



No. 600.



No. 610.

ORNAMENTAL GENUINE BRONZE DOOR KNOBS.

GOTHIC PATTERN.


$\frac{5}{8}$ INCH SPINDLE.

No.	SIZE.	DESCRIPTION.	EACH.
600	2 $\frac{1}{4}$ in.	Gothic Pattern, Round Roses, Mortise,	
610	2 $\frac{1}{2}$ x 2 $\frac{1}{4}$ in.	Gothic Pattern, Round Roses, Mortise,	

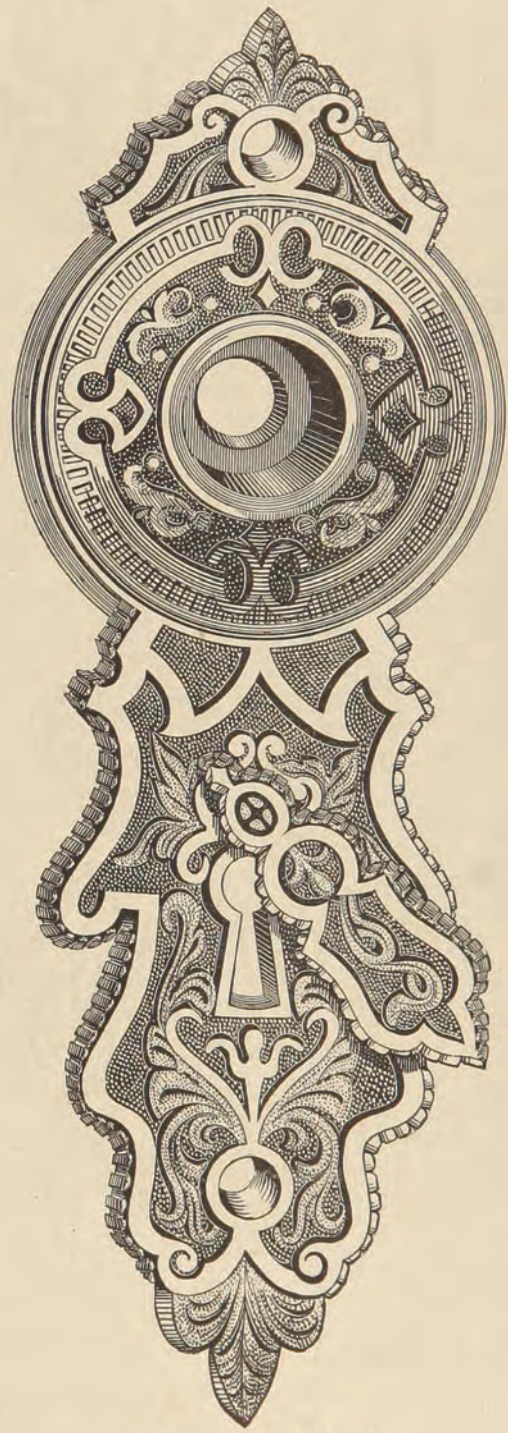
WITH $\frac{3}{8}$ INCH SWIVEL SPINDLE.

No.	SIZE.	DESCRIPTION.	EACH.
625	2 $\frac{1}{2}$ x 2 $\frac{1}{4}$ in.	Gothic Pattern, Round Roses, Mortise,	

PUT UP THREE PAIRS IN A BOX.



No. 0960.



No. 0980.

ROSE AND ESCUTCHEON COMBINED.

(FOR DESCRIPTION, SEE PAGE 421.)