

# HARDWARE

MANUFACTURED BY

# P. & F. CORBIN

1905



WORKS AND GENERAL OFFICES :

## NEW BRITAIN, CONN.

U. S. A.

WAREHOUSES AND SAMPLE ROOMS :

NEW YORK

PHILADELPHIA

CHICAGO







# INDEX

(CONTINUED)

	Page		Page
Butts, Spring, . . . . .	19, 20, 22, 23	Cremorne Bolts, . . . . .	40-44
“ Stop, . . . . .	2	Croatia Design, Cast Bronze, . . . . .	995
“ Surface, . . . . .	3, 21, 22	Cup and Drop Ring, . . . . .	538
“ Transom, . . . . .	5-6	Cupboard Catches, . . . . .	106-111
“ Water Closet, . . . . .	21-23	“ Turns, . . . . .	112-118
“ Wrought Brass, . . . . .	1-5	Cup Escutcheons and Thumb Knobs, . . . . .	538
<b>C</b>		“ “ Flush, . . . . . see Escutcheons, Flush Cup	
Cabin Door Hooks, . . . . .	66	“ Handles, Flush, . . . . .	538
Cairo Design, Wrought Bronze, . . . . .	650	Cylinders, . . . . .	517
Cambridge Design, Cast Bronze, . . . . .	713	<b>D</b>	
Candia “ “ “ . . . . .	792	Delft Design, Cast Bronze, . . . . .	965
Canton “ Wrought Steel, . . . . .	621	Description of Finishes, . . . . .	VI
Capri “ Cast Bronze, . . . . .	836	Designs, Complete, . . . . .	551-1040
Card Plates, . . . . .	162-163	“ Index, . . . . .	II-III
Casement Adjusters, . . . . .	136-139	“ “ by School, . . . . .	IV-V
“ Fasteners, . . . . .	130-133	Door Bells, . . . . .	80-88
Catches, Book Case, . . . . .	102	“ Check and Spring, Corbin, . . . . .	72-75
“ Cupboard, . . . . .	106-111	“ Fasteners, . . . . .	69-71
“ Elbow, . . . . .	105	“ Holders, . . . . .	62-64
“ French Window, . . . . .	110-111	“ Knobs, . . . . . see Knobs, Door	
“ Gate, . . . . .	103	“ Knockers, . . . . .	93-96
“ Lever Cupboard, . . . . .	100-101	“ Lock Sets, . . . . . see Lock Sets	
“ Quadrant, . . . . .	102	“ Openers, Electric, . . . . .	517
“ Refrigerator, . . . . .	104	“ Pulls, . . . . .	334-358
“ Screen Door, . . . . .	126-128	“ “ Designs, . . . . .	353-358
“ Secret Gate, . . . . .	103	“ “ Flush Sliding, . . . . .	334, 481
“ Show Case, . . . . .	105	“ “ on Plates, . . . . .	349-358
“ Table, . . . . .	103	“ Rail, Sliding, . . . . .	272
“ Transom, . . . . .	119-125	“ Sets, Mortise Screen, . . . . .	129
Cellar Window Fasteners, . . . . .	179	“ Stops, . . . . .	63-65
Centers, Sash or Transom, . . . . .	208-211	“ “ and Holders, . . . . .	63-64
Ceylon Design, Wrought Bronze, . . . . .	647	Doors, Hand of, . . . . .	385
Chain Door Fasteners, . . . . .	70-71	Drawer Escutcheons, . . . . . see Escutcheons, Drawer	
Chains, Transom, . . . . .	212	“ Handles, . . . . .	150
Chalons Design, Cast Bronze, . . . . .	954	“ “ Flush, . . . . .	170
Check and Spring, Corbin Liquid Door, . . . . .	72-75	“ Knobs, . . . . .	145-147
Check Springs, House Bell, . . . . .	80	“ “ Designs, . . . . .	652-677
Chest Handles, . . . . .	171	“ Pulls, . . . . .	148-161
Cigar Holders, . . . . .	254	“ “ Druggist, . . . . .	160-161
Cleats, Line, . . . . .	248	Drop Escutcheons, . . . . .	550
Coat and Hat Hooks, . . . . .	228-242	“ Handles, and Flush Cup, . . . . .	538
Columbia Design, Cast Bronze, . . . . .	587-595	“ “ Drawer, . . . . . see Handles, Drop	
“ “ Wrought Bronze, . . . . .	560-568	“ “ Flush, . . . . .	170
“ “ Wrought Steel, . . . . .	551-553	“ “ Ring, . . . . .	164-165
Communicating Door Lock Sets, . . . . . see Lock Sets		“ “ “ Designs, . . . . .	678-1040
Como Design, Wrought Bronze, . . . . .	668	“ Rings, . . . . .	537
“ “ Wrought Steel, . . . . .	634	“ “ and Knobs, . . . . .	537
Concord Design, Cast Iron, . . . . .	640	Druggist Drawer Pulls, . . . . .	160-161
Corbin Unit Locks, . . . . .	493-510	Dutch Door Bolts, . . . . .	61
Cord Irons, Sash, . . . . .	179	Duxbury Design, Cast Bronze, . . . . .	695
Cordova Design, Cast Bronze, . . . . .	881	<b>E</b>	
Corinth “ “ “ . . . . .	780	Edinburgh Design, Cast Bronze, . . . . .	763
“ “ Cast Iron, . . . . .	638	Elbow Catches, . . . . .	105
Corsica “ Cast Bronze, . . . . .	1031	Electric Door Openers, . . . . .	517
Cranks, House Bell, . . . . .	80		

Gene  
 Ide  
 Desig  
 Schoo  
 Finish  
 Page V



# INDEX

(CONTINUED)

	Page		Page
Electric Push Buttons, . . . . .	see Push Buttons	Flora Design, Cast Bronze, . . . . .	1038
Elevator Door Locks, . . . . .	487-489	Florence " " " . . . . .	844
Ercolano Design, Cast Bronze, . . . . .	886	Flush Cup and Drop Handles, . . . . .	538, 588, 597, 613
Eros " " " . . . . .	784	" " Escutcheons, . . . . .	see Escutcheons, Flush Cup
Escutcheons and Drop Rings, . . . . .	538, 588, 597, 613	" " Handles, . . . . .	538
" " Lever Handles, . . . . .	539-540	" Rings, . . . . .	256
" " " Designs, . . . . .	678-1040	" Sash Lifts, . . . . .	see Sash Lifts
" " Pulls, . . . . .	541	Freiburg Design, Cast Bronze, . . . . .	849
" " Thumb Knobs, . . . . .	546	French Window Catches, . . . . .	110-111
" Designs, Cast Bronze, . . . . .	678-1040	Fulda Design, Cast Bronze, . . . . .	825
" " Cast Iron, . . . . .	638-645		
" " Wrought Bronze, . . . . .	646-677	<b>G</b>	
" " Wrought Steel, . . . . .	621-637	Gate Catches, . . . . .	103
" Drawer, . . . . .	546	Ghent Design, Cast Bronze, . . . . .	973
" " Designs, Cast Bronze, . . . . .	678-1040	Glass Door Knobs, . . . . .	532-535
" " " Cast Iron, . . . . .	638-645	" Drawer Knobs, . . . . .	146-147
" " " Wrought Bronze, . . . . .	646-677	" Mortise Bolt Knobs, . . . . .	543
" " " Wrought Steel, . . . . .	624-637	" Push Plates, . . . . .	361
" Drop, . . . . .	550	" Shutter Knobs, . . . . .	143-144
" Flush Cup, Beaded and Plain, . . . . .	532	Granada Design, Cast Bronze, . . . . .	878
" " " Designs, Cast Bronze, . . . . .	678-1040	Grips, . . . . .	346-348
" " " Cast Iron, . . . . .	638-645		
" " " Wrought Bronze, . . . . .	646-677	<b>H</b>	
" " " Wrought Steel, . . . . .	621-637	Hampden Design, Cast Bronze, . . . . .	853
" " " Plain, America, . . . . .	554, 569, 597	Handles, Chest, . . . . .	171
" " " Cast Bronze, . . . . .	588, 597, 613	" Crank and Knob, . . . . .	536
" " " Columbia, . . . . .	551, 560, 588	" Cup and Drop, . . . . .	538
" " " Washington, . . . . .	557, 578, 613	" Drawer, . . . . .	150
" " " Wrought Bronze, . . . . .	560, 569, 578	" Drop, . . . . .	167-169
" " " Wrought Steel, . . . . .	551, 554, 557	" " Designs, Cast Bronze, . . . . .	678-1040
" Plain, America, . . . . .	554, 569, 596	" " " Cast Iron, . . . . .	638-645
" " Cast Bronze, . . . . .	587, 596, 612	" " " Wrought Bronze, . . . . .	652-677
" " Columbia, . . . . .	551, 560, 587	" " " Wrought Steel, . . . . .	624-637
" " Washington, . . . . .	557, 578, 612	" Flush Cup, . . . . .	538
" " Wrought Bronze, . . . . .	560, 569, 578	" " Drawer, . . . . .	170
" " Wrought Steel, . . . . .	551, 554, 557	" Lever, . . . . .	540-542
" Plate, . . . . .	547-549	" Lifting, . . . . .	166
" " Designs, Cast Bronze, . . . . .	678-1040	" Ring Drop, . . . . .	164-165
" " " Cast Iron, . . . . .	638-645	" " " Designs, . . . . .	678-1040
" " " Wrought Bronze, . . . . .	646-677	" Shutter, . . . . .	166
" " " Wrought Steel, . . . . .	621-637	" Store Door, . . . . .	see Store Door Lock Sets
" Sunken Key Hole, . . . . .	548, 589, 598, 614	" T, . . . . .	536, 545
" Thread, . . . . .	547	" T and Knobs, . . . . .	536
Espagnolette Bolts or Bars, . . . . .	36-39	Hand of Door Locks, . . . . .	385
	<b>F</b>	" Rail Brackets, . . . . .	252-253
Fasteners, Cast, . . . . .	102	Hangers, Pole, . . . . .	178
" Casement, . . . . .	130-133	Hartford Design, Cast Bronze, . . . . .	946
" Cellar Window, . . . . .	179	Hasps, Hinge, . . . . .	67
" Chain Door, . . . . .	70-71	Hatfield Design, Cast Bronze, . . . . .	978
" Door, . . . . .	69-71	Hinge Plates, . . . . .	378-384
" Sash, . . . . .	182-189	" " Plain, . . . . .	589, 598, 614
" Side Sash, . . . . .	179	" " Designs, . . . . .	678-1040
Figures, . . . . .	175-176	" Straps, . . . . .	378-384
Finger Plates, . . . . .	360-373	Hinges, Bommer Floor Spring, . . . . .	18
Finishes, Description of, . . . . .	VI	" " Spring, . . . . .	19-20
Floor Spring Hinges, Bommer, . . . . .	18	" Conical Joint, . . . . .	16



# INDEX

(CONTINUED)

	Page		Page
<b>Hinges</b> , Dolphin, . . . . .	16	<b>Knob Screws</b> , . . . . .	519
“ Piano-forte, . . . . .	2	“ <b>Spindles</b> , . . . . .	519
“ Pin or Center, . . . . .	16	“ <b>Washers</b> , . . . . .	519
“ Quadrant, . . . . .	16	<b>Knobs and Crank Handles</b> , . . . . .	536
“ Screen, . . . . .	2	“ “ <b>Drop Rings</b> , . . . . .	537
“ Shutter, . . . . .	4	“ “ <b>T Handles</b> , . . . . .	536
“ Spring, . . . . .	18-20, 22, 23	“ Door, Cast Bronze, . . . . .	526-531
“ Stay or Support, . . . . .	16	“ “ Cast Iron, . . . . .	523
“ Surface, . . . . .	3, 21, 22	“ “ Designs, Cast Bronze, . . . . .	678-1040
“ Water Closet, . . . . .	21-23	“ “ “ Cast Iron, . . . . .	638-645
<b>Hitching Rings</b> , . . . . .	256	“ “ “ Wrought Bronze, . . . . .	646-677
<b> HOLDERS</b> , Cigar, . . . . .	254	“ “ “ Wrought Steel, . . . . .	621-637
“ Door, . . . . .	62-64	“ “ Glass, . . . . .	532-535
“ “ Stop and, . . . . .	63-64	“ “ Jet, Mineral, and Porcelain, . . . . .	520-521
<b>Holland Design</b> , Wrought Bronze, . . . . .	676	“ “ Monogram, . . . . .	531
<b>Hook Sash Lifts</b> , . . . . .	190-192	“ “ Wood, . . . . .	522
“ “ “ Designs, . . . . .	737, 741	“ “ Wrought Bronze and Steel, . . . . .	523-525
<b>Hooks</b> , Baggage Check, . . . . .	247	“ Drawer, . . . . .	145-147
“ Bird Cage, . . . . .	224-225	“ “ Designs, . . . . .	652-677
“ Cabin Door, . . . . .	66	“ Glass, Mortise Bolt, . . . . .	543
“ Ceiling, . . . . .	226	“ Mortise Bolt, . . . . .	543
“ Chandelier, . . . . .	221	“ Picture, . . . . .	141
“ Clothes Line, . . . . .	247	“ Screwless, . . . . .	519
“ Coat and Hat, . . . . .	228-242	“ “ Spindle, . . . . .	519
“ “ “ “ for Marble, . . . . .	239	“ Shutter, . . . . .	141-144
“ Harness, . . . . .	245-246	“ “ Designs, . . . . .	678-1040
“ Lamp, . . . . .	223	“ Thumb, . . . . .	544
“ School House, . . . . .	244	<b>Knockers</b> , Door, . . . . .	93-96
“ Screw, . . . . .	222-223		
“ Shutter, . . . . .	140	<b>L</b>	
“ Sliding Shutter, . . . . .	102	<b>Label Drawer Pulls</b> , . . . . .	160-161
“ Towel, . . . . .	243	“ <b>Plates</b> , . . . . .	162-163
“ Wardrobe, . . . . .	227	<b>Latch and Bolt</b> , Half Mortise, . . . . .	492
<b>Horizontal Type Unit Lock</b> , Designs, . . . . .	678-1040	“ “ “ Mortise, . . . . .	471
“ “ “ “ Plain, America, . . . . .	605-611	<b>Latches</b> , Barn Door Thumb, . . . . .	280
<b>Hortense Design</b> , Cast Bronze, . . . . .	1034	“ Corbin Unit, . . . . .	494
<b>Hotel Locks</b> , . . . . .	452-455, 498	“ “ “ Night, . . . . .	493
<b>Hudson Design</b> , Cast Bronze, . . . . .	683	“ “ “ Office, . . . . .	501-505
		“ “ “ Vestibule, . . . . .	499-500
<b>I</b>		“ Half Mortise, . . . . .	490
<b>Imperial Design</b> , Cast Bronze, . . . . .	732	“ “ “ Bolts and, . . . . .	492
<b>Index to Designs</b> , . . . . .	II-III	“ “ “ Elevator Sliding Door, . . . . .	489
“ “ “ by School, . . . . .	IV-V	“ Mortise, . . . . .	412, 417
<b>Inside Door Sets</b> , . . . . .	see Lock Sets	“ “ Asylum, . . . . .	423-424
<b>Irons</b> , Sash Cord, . . . . .	179	“ “ Communicating, . . . . .	471-474
		“ “ Elevator Sliding Door, . . . . .	487-488
<b>J</b>		“ “ Knob, . . . . .	412-418
<b>Jefferson Design</b> , Cast Bronze, . . . . .	691	“ “ Night, . . . . .	419-422
<b>Jerome</b> “ “ “ . . . . .	759	“ “ Office, . . . . .	475-477, 480
		“ “ Stable Sliding Door, . . . . .	486
<b>K</b>		“ “ Store Door, . . . . .	327-328
<b>Kent Design</b> , Cast Bronze, . . . . .	679	“ “ Vestibule Door, . . . . .	461-470
<b>Keys</b> , . . . . .	511-516	“ Rim Elevator Sliding Door, . . . . .	489
<b>Kick Plates</b> , . . . . .	375	“ “ Knob, . . . . .	386
<b>Knob Parts</b> , . . . . .	519	“ “ Night, . . . . .	387-391
“ <b>Plates</b> , . . . . .	519	“ Sliding Door, Ceylon Design, Wrought Bronze . . . . .	649

Desi  
 Schoo  
 Finish  
 Page



# INDEX

(CONTINUED)

	Page		Page
<b>Latches, Sliding Door, Canton Design, Wrought Steel,</b>	623	<b>Locks, Corbin Unit, Communicating Door,</b>	495-496
“ “ “ Plain, Columbia, . . . . .	552, 561	“ “ “ Cupboard, . . . . .	493
“ Store Door Thumb, . . . . .	280-281	“ “ “ Description of, . . . . .	494
“ Thumb, . . . . .	279-283	“ “ “ Entrance Doors, . . . . .	506-510
“ Water Closet Door, . . . . .	24	“ “ “ Front Door, . . . . .	500
<b>Latch Sets, . . . . .</b>	see Lock Sets	“ “ “ Hotel, . . . . .	498
“ “ Inside Door with Thumb Latch, . . . . .	285	“ “ “ Office, . . . . .	501-510
“ “ Store Door, . . . . .	284	“ “ “ Rabbeted, . . . . .	510
<b>Leicester Design, Cast Bronze,</b>	982	“ “ “ Residence Room Door, . . . . .	497-498
<b>Leonidas “ “ “</b>	812	“ “ “ Reverse Bevel, . . . . .	510
<b>Letter Box Plates, . . . . .</b>	76-79	“ “ “ Vestibule Door, . . . . .	499-500
“ “ “ Designs, . . . . .	678-1040	“ <b>Half Mortise, . . . . .</b>	492
<b>Letter Boxes, Apartment House,</b>	99	“ “ “ Cupboard, . . . . .	490
<b>Letters, . . . . .</b>	174-175	“ “ “ Dead, . . . . .	491
<b>Lever Handles, . . . . .</b>	540-542	“ “ “ Elevator Sliding Door, . . . . .	489
“ “ and Escutcheons, . . . . .	539-540	“ “ “ Knob, . . . . .	492
“ “ “ “ Designs, . . . . .	678-1040	“ “ “ Stable Sliding Door, . . . . .	487
“ “ Auxiliary Spring Attachment for, . . . . .	542	“ <b>Hand of, . . . . .</b>	385
<b>Levers, Double Stroke Bell,</b>	80	“ <b>Mortise Asylum, . . . . .</b>	423
<b>Lifters, Skylight, . . . . .</b>	219	“ “ Bath Room, . . . . .	472
“ Transom, . . . . .	213-220	“ “ Communicating Door, . . . . .	471-474
“ “ Corbin Concealed, . . . . .	220	“ “ “ Sliding Door, . . . . .	485
<b>Lifting Handles, . . . . .</b>	166	“ “ Dead, . . . . .	427-432
<b>Lifts and Locks, Sash, . . . . .</b>	193-194	“ “ Elevator Sliding Door, . . . . .	487-488
<b>Lifts, Bar Sash, . . . . .</b>	202-207	“ “ Front Door, . . . . .	461-470
“ “ “ Designs, Cast Bronze, . . . . .	678-1040	“ “ “ “ for Handles, . . . . .	332-333
“ “ “ “ Cast Iron, . . . . .	638	“ “ “ Sliding Door, . . . . .	485
“ Flush Sash, . . . . .	196-201	“ “ Knob, . . . . .	433-460
“ “ “ Designs, Cast Bronze, . . . . .	678-1040	“ “ “ all Brass, . . . . .	439, 440, 441
“ “ “ “ Cast Iron, . . . . .	638-645	“ “ “ Corbin, . . . . .	478-480
“ “ “ “ Wrought Bronze, . . . . .	646-677	“ “ “ Hotel, . . . . .	452-455
“ “ “ “ Wrought Steel, . . . . .	621-637	“ “ “ Rabbeted, . . . . .	456-460
“ Hook Sash, . . . . .	190-192	“ “ “ Three Bolts, . . . . .	451
“ “ “ Designs, . . . . .	737, 741	“ “ “ Thumb Knob inside, . . . . .	450, 460
<b>Lille Design, Cast Bronze,</b>	914	“ “ “ Wrought Steel, . . . . .	435, 440
<b>Line Cleats, . . . . .</b>	248	“ “ Office, . . . . .	475-480
<b>Liquid Door Check and Spring, Corbin,</b>	72-75	“ “ Sash, . . . . .	181, 195
<b>Locker Rings, . . . . .</b>	256	“ “ Sliding Door, . . . . .	482-485
<b>Lock Sets, Bath Room Door, . . . . .</b>	561, 570, 579	“ “ “ Dead, . . . . .	481-482
“ “ Designs, Cast Bronze, . . . . .	678-1040	“ “ “ Front Door, . . . . .	485
“ “ “ Cast Iron, . . . . .	638-645	“ “ Stable Sliding Door, . . . . .	486
“ “ “ Corbin Unit, . . . . .	678-1040	“ “ Store Door, . . . . .	329-333
“ “ “ Wrought Bronze, . . . . .	646-677	“ “ Vestibule Door, . . . . .	461-470
“ “ “ Wrought Steel, . . . . .	621-637	“ Reverse Bevel, . . . . .	385
“ “ Front Door, with Handles, . . . . .	300-303	“ <b>Rim Dead, . . . . .</b>	392-398
“ “ Plain, America, . . . . .	555, 570, 598	“ “ Elevator Sliding Door, . . . . .	489
“ “ “ Corbin Unit, . . . . .	605-611	“ “ Front Door, . . . . .	405
“ “ “ Cast Bronze, . . . . .	589-620	“ “ Gate, . . . . .	408
“ “ “ Columbia, . . . . .	552, 561, 589	“ “ Knob, . . . . .	399-411
“ “ “ Washington, . . . . .	558, 579, 614	“ “ “ all Brass, . . . . .	403
“ “ “ Wrought Bronze, . . . . .	561-586	“ “ “ Horizontal, . . . . .	406-407
“ “ “ Wrought Steel, . . . . .	552-559	“ “ “ in Sets, . . . . .	409-411
“ “ Rim Knob, . . . . .	409-411	“ “ “ Wrought Steel, . . . . .	399
“ “ Store Door, . . . . .	see Store Door Lock Sets	“ “ Sash, . . . . .	181
“ <b>Strikes, . . . . .</b>	518	“ “ Store Door, Knob, . . . . .	405
<b>Locks, Corbin Unit, Bath Room Door, . . . . .</b>	498	“ with Furniture, . . . . .	see Lock Sets



# INDEX

(CONTINUED)

	Page		Page
Lorraine Design, Wrought Bronze, . . . . .	670	<b>Pilgrim Design, Cast Bronze,</b> . . . . .	720
“ “ Wrought Steel, . . . . .	636	<b>Pivots, Ball-Bearing,</b> . . . . .	17
Lotus “ Cast Bronze, . . . . .	1040	<b>Plain Designs, America, Columbia, and Washington,</b> 551-620	
Louvre “ “ “ . . . . .	1026	<b>Plate Escutcheons,</b> . . . . .	see Escutcheons, Plate
Lucca “ “ “ . . . . .	890	<b>Plates, Card,</b> . . . . .	162-163
Lutetia “ “ “ . . . . .	1000	“ Hinge, . . . . .	378-384
Lyons “ “ “ . . . . .	922	“ “ Designs, . . . . .	678-1040
<b>M</b>			
Mantua Design, Wrought Bronze, . . . . .	672	“ “ Plain, . . . . .	589, 598, 614
Marathon “ Cast Bronze, . . . . .	820	“ Kick, . . . . .	375
Marburg “ “ “ . . . . .	840	“ Knob, . . . . .	519
Marne “ “ “ . . . . .	1006	“ Letter Box, . . . . .	76-79
Marseilles “ “ “ . . . . .	918	“ “ “ Designs, . . . . .	678-1040
Maryland “ “ “ . . . . .	706	“ Looking Glass, . . . . .	254
Master Keyed Ball-Bearing Cylinders, . . . . .	517	“ Name, . . . . .	172
Match Safes, . . . . .	253	“ Push, . . . . .	360-373
Meander Design, Cast Bronze, . . . . .	776	“ “ and Pull, . . . . .	359
Mentone “ “ “ . . . . .	930	“ “ Designs, . . . . .	364-373
Monaco “ “ “ . . . . .	950	“ “ Glass, . . . . .	361
Monograms, . . . . .	173	“ Sash Pull, . . . . .	177
Mortise Bolt Knobs, . . . . .	543	“ “ “ Designs, . . . . .	733, 737, 741, 887, 970
Mortise Locks and Latches, . . . . .	412-488	<b>Pole Hangers,</b> . . . . .	178
Mouth Pieces, . . . . .	99	<b>Poles, Sash Pull,</b> . . . . .	178
<b>N</b>			
Nails and Studs, . . . . .	376-377	<b>Princess Design, Wrought Bronze,</b> . . . . .	660
Name Plates, . . . . .	172	“ “ Wrought Steel, . . . . .	628
Naples Design, Cast Bronze, . . . . .	832	<b>Pulleys, Awning,</b> . . . . .	265-266
Nemours “ “ “ . . . . .	991	“ Axle, . . . . .	273-278
New York “ “ “ . . . . .	796	“ Canopy, . . . . .	257
Night Latches, Corbin Unit, . . . . .	493	“ Ceiling, . . . . .	263
“ “ Mortise, . . . . .	419-422	“ Clothes Line, . . . . .	260-262
“ “ Rim, . . . . .	387-391	“ Curtain, . . . . .	257
Norfolk Design, Cast Bronze, . . . . .	699	“ Dumb Waiter, . . . . .	267
<b>O</b>			
Oakland Design, Cast Bronze, . . . . .	687	“ End, . . . . .	259
Office Door Lock Sets, . . . . .	see Lock Sets	“ Hot House, . . . . .	263
Olympus Design, Cast Bronze, . . . . .	808	“ Incased Screw, . . . . .	260
Openers, Electric Door, . . . . .	517	“ Screw, . . . . .	258-259
“ Transom, . . . . .	219	“ Side, . . . . .	257, 264
Orvieto Design, Cast Bronze, . . . . .	894	“ Swing, . . . . .	257
Ox Balls, . . . . .	255	“ Swivel, . . . . .	260, 265
Ox Ball Wrenches, . . . . .	255	“ Tackle, . . . . .	264
<b>P</b>			
Paris Design, Cast Bronze, . . . . .	987	“ Upright, . . . . .	257, 260
Parthenon Design, Cast Bronze, . . . . .	772	“ Wagon Brake, . . . . .	267
Passy “ “ “ . . . . .	1022	<b>Pulls and Escutcheons,</b> . . . . .	541
Pavia “ “ “ . . . . .	909	“ Barn Door Flush, . . . . .	334
Pew Rack Brackets, . . . . .	253	“ Bell, . . . . .	89
Philadelphia Design, Cast Bronze, . . . . .	829	“ “ Designs, . . . . .	692, 732, 736, 740
Piccadilly “ “ “ . . . . .	962	“ Door, . . . . .	334-358
“ “ Cast Iron, . . . . .	644	“ “ Designs, . . . . .	353-358
Picture Knobs, . . . . .	141	“ “ on Plates, . . . . .	349-358
		“ Drawer, . . . . .	148-161
		“ Druggist Drawer, . . . . .	160-161
		“ Flush Sliding Door, . . . . .	334, 481
		“ Mortise “ “ . . . . .	481
		“ Sash, . . . . .	178
		“ Slide Bell, . . . . .	89
		<b>Puritan Design, Cast Bronze,</b> . . . . .	716
		<b>Push and Pull Plates,</b> . . . . .	359

Desi  
 Scho  
 Finis  
 Page



# INDEX

(CONTINUED)

	Page		Page
<b>Push Bars,</b>	374	<b>Sash Lifts, Flush, Designs, Wrought Steel,</b>	621-637
“ <b>Buttons, Electric,</b>	90-92	“ “ <b>Hook,</b>	190-192
“ “ “ <b>and Card Plates,</b>	98	“ “ “ <b>Designs,</b>	737, 741
“ “ “ <b>Designs, Cast Bronze,</b>	678-1040	“ <b>Locks,</b>	182-189
“ “ “ “ <b>Cast Iron,</b>	638-645	“ “ <b>Mortise,</b>	181, 195
“ “ “ “ <b>Wrought Bronze,</b>	646-677	“ “ <b>Rim,</b>	181, 195
“ “ “ “ <b>Wrought Steel,</b>	621-637	“ <b>or Transom Centers,</b>	208-211
“ “ <b>for Gas Lighting,</b>	98	“ <b>Pull Plates,</b>	177
“ “ “ <b>Rotary Stroke Bells,</b>	86-88	“ “ “ <b>Designs,</b>	733, 737, 741, 887, 970
“ “ “ “ “ <b>Designs,</b>	624-677	“ “ <b>Poles,</b>	178
“ <b>Plates,</b>	360-373	“ <b>Pulls,</b>	178
“ “ <b>Designs,</b>	364-373	“ <b>Rollers,</b>	268
“ “ <b>Glass,</b>	361	“ <b>Sockets,</b>	177
“ “ <b>Plain,</b>	360-363	“ “ <b>and Locks,</b>	194
<b>Putnam Design, Wrought Bronze,</b>	656	“ <b>Ventilating Bolts,</b>	180-181
<b>Q</b>			
<b>Quadrants,</b>	103	<b>Savoy Design, Cast Bronze,</b>	926
<b>Quincy Design, Cast Bronze,</b>	748	<b>Screen Door Catches,</b>	126-129
<b>R</b>			
<b>Racks, Towel,</b>	254	<b>Screwless Knobs,</b>	519
<b>Rail, Sliding Door,</b>	272	“ <b>Spindles,</b>	519
<b>Regal Design, Cast Bronze,</b>	724	<b>Screws and Washers, Window and Door Stop,</b>	177
<b>Regina “ “ “</b>	728	“ <b>Looking-Glass,</b>	254
<b>Reverse Bevel Door Locks,</b>	385	“ <b>Side Knob,</b>	519
<b>Ring Drop Handles,</b>	164-165	<b>Serilly Design, Cast Bronze,</b>	1018
“ “ “ <b>Designs,</b>	678-1040	<b>Sets, Latch,</b>	see Lock Sets
<b>Rings, Flush,</b>	256	“ <b>Lock,</b>	see Lock Sets
“ “ <b>Trap Door,</b>	256	<b>Sheaves, Elevator,</b>	271
“ <b>Hitching,</b>	256	“ <b>Shutter,</b>	268-269
“ <b>Locker,</b>	256	“ <b>Sliding Door,</b>	270-271
<b>Roanoke Design, Wrought Bronze,</b>	674	<b>Shelf Brackets,</b>	249-250
<b>Rollers, Sash,</b>	268	“ <b>Pins,</b>	251
<b>Rose and Escutcheons, Combined,</b>	see Escutcheons	“ <b>Supports,</b>	251
<b>Roses for Glass Knobs,</b>	532	<b>Shutter Bars,</b>	140
<b>Rosettes,</b>	377	“ <b>Handles,</b>	166
<b>Rotary Stroke Bells,</b>	81-88	“ <b>Hooks,</b>	140
<b>Rope Design, Cast Bronze,</b>	740	“ “ <b>Sliding,</b>	102
<b>Royal “ “ “</b>	736	“ <b>Knobs,</b>	141-144
<b>S</b>			
<b>Safes, Match,</b>	253	“ “ <b>Designs,</b>	678-1040
<b>Salisbury Design, Cast Bronze,</b>	857	“ <b>Sheaves,</b>	268-269
<b>Sash Centers,</b>	208-211	<b>Side Sash Fasteners,</b>	179
“ <b>Cord Irons,</b>	179	<b>Skylight Lifters,</b>	219
“ <b>Fasteners,</b>	182-189	<b>Sliding Door Latch Sets,</b>	552, 561, 623, 649
“ “ <b>Side,</b>	179	“ “ <b>Lock “</b>	see Lock Sets
“ <b>Lifts and Locks,</b>	193-194	“ “ <b>Rail,</b>	272
“ “ <b>Bar,</b>	202-207	<b>Sockets and Locks, Sash,</b>	194
“ “ “ <b>Designs, Cast Bronze,</b>	678-1040	“ <b>Sash,</b>	177
“ “ “ “ <b>Cast Iron,</b>	638	<b>Sparta Design, Cast Bronze,</b>	816
“ “ <b>Flush,</b>	196-201	<b>Spikes, House Bell,</b>	80
“ “ “ <b>Designs, Cast Bronze,</b>	678-1040	<b>Spindles, Knob,</b>	519
“ “ “ “ <b>Cast Iron,</b>	638-645	<b>Spring Attachment for Lever Handles,</b>	542
“ “ “ “ <b>Wrought Bronze,</b>	646-677	“ <b>and Check, Corbin Liquid Door,</b>	72-75
		“ <b>Hinges,</b>	18-23
		<b>Springs, Window,</b>	179
		<b>Standish Design, Cast Bronze,</b>	744
		<b>Stays, Transom,</b>	212
		<b>St. Denis Design, Cast Bronze,</b>	1009
		<b>St. Marks “ “ “</b>	873



# INDEX

(CONTINUED)

	Page		Page
Stops and Holders, Door, . . . . .	63-64	Trap Door Rings, Flush, . . . . .	256
Stop Screws and Washers, . . . . .	177	Trianon Design, Cast Bronze, . . . . .	1014
Stops, Door, . . . . .	63-65	Trient " " " . . . . .	865
Store Door Handles, . . . . . see Store Door Lock Sets		Trojan " " " . . . . .	788
" " Latch Sets, . . . . .	284	Turnbuckles and Extension Bolts, Mortise, . . . . .	34-35
" " Lock Sets, Cast Bronze, . . . . .	289, 293-326	" Mortise, . . . . .	134-135
" " " " Cast Iron, . . . . .	286, 287, 290, 291	Turns, Bell, . . . . .	82-84
" " " " Wrought Bronze, . . . . .	288, 289, 292, 293, 304, 305, 307	" " Designs, . . . . .	624-677
" " " " Wrought Steel, . . . . .	286, 290	" Cupboard, . . . . .	112-118
Straps, Hinge, . . . . .	378-384	Tyrol Design, Cast Bronze, . . . . .	861
St. Remi Design, Cast Bronze, . . . . .	934		
Strikes, for Marble, . . . . .	24-25	<b>U</b>	
" Mortise Lock, . . . . .	518	Unit Locks, Corbin, . . . . .	493-510
" Water Closet Door, . . . . .	24-25	Utrecht Design, Cast Bronze, . . . . .	969
Studs and Nails, . . . . .	376-377		
Supports, Shelf, . . . . .	251	<b>V</b>	
Switch Plates, Electric Push and Turn, . . . . .	97	Vendome Design, Cast Bronze, . . . . .	958
		Veronese " " " . . . . .	898
<b>T</b>		Viking " Wrought Bronze, . . . . .	652
T Handles, . . . . .	536, 545	Vincennes " Cast Bronze, . . . . .	1004
" " and Knobs, . . . . .	536	Virginia " Wrought Bronze, . . . . .	662
Thread Escutcheons, . . . . .	547	" " Wrought Steel, . . . . .	630
Thumb Knobs, . . . . .	544	Vittoria " Wrought Bronze, . . . . .	664
" " and Escutcheons, . . . . .	546	" " Wrought Steel, . . . . .	632
" Latches, . . . . .	279-283	Voltaire " Wrought Bronze, . . . . .	666
" " Barn Door, . . . . .	280		
" " Store Door, . . . . .	280-281	<b>W</b>	
Tivoli Design, Cast Bronze, . . . . .	902	Warren Design, Cast Bronze, . . . . .	709
Tours " Cast Iron, . . . . .	642	Washers, Knob, . . . . .	519
Towel Racks, . . . . .	254	Washington Design, Cast Bronze, . . . . .	612-620
Transom Butts, . . . . .	5-6	" " Wrought Bronze, . . . . .	578-586
" Catches, . . . . .	119-125	" " Wrought Steel, . . . . .	557-559
" Centers, . . . . .	208-211	Water Closet Door Bolts, . . . . .	24
" Chains, . . . . .	212	" " " Latches, . . . . .	24
" Lifters, . . . . .	213-220	" " " Strikes, for Marble, . . . . .	24-25
" " Brackets, . . . . .	213	" " " Hinges, . . . . .	21-23
" " Corbin Concealed, . . . . .	220	" " " Spring Hinges, . . . . .	22-23
" " Special, . . . . .	213	" " Hooks, for Marble, . . . . .	239
" Openers, . . . . .	219	Window and Door Stop Screws and Washers, . . . . .	177
" or Sash Centers, . . . . .	208-211	" Springs, . . . . .	179
" Stays, . . . . .	212	Windsor Design, Cast Bronze, . . . . .	767
		Wrenches, Ox Ball, . . . . .	255

Design  
School  
Finish  
Page



## II

## INDEX TO DESIGNS

Not including Designs of which Store Door Handles only are made, pages 294 to 326

NAME	SERIAL No.	SCHOOL	PAGE	NAME	SERIAL No.	SCHOOL	PAGE
Albany, . . .	764	Colonial	702	Corsica, . . .	980	Empire	1031
Amalfi, . . .	881	Italian Renaissance	905	Croatia, . . .	952	Louis XIV	995
America, . . .	. . .	Plain, Wrought Steel	554	Delft, . . . .	933	Flemish	965
“ . . . .	. . .	“ Wrought Bronze	569	Duxbury, . . .	762	Colonial	695
“ . . . .	. . .	“ Cast Bronze	596	Edinburgh, . . .	802	Adams	763
Amiens, . . .	860	Gothic	869	Ercolano, . . .	875	Italian Renaissance	886
Anemona, . . .	991	L'Art Nouveau	1039	Eros, . . . .	813	Greek	784
Athens, . . .	606	Wrought Steel	624	Flora, . . . .	990	L'Art Nouveau	1038
“ . . . .	706	Wrought Bronze	654	Florence, . . .	844	Romanesque	844
Attica, . . .	818	Greek	804	Freiburg, . . .	855	Gothic	849
Balmoral, . . .	800	Adams	755	Fulda, . . . .	839	Romanesque	825
Bedford, . . .	608	Wrought Steel	626	Ghent, . . . .	935	Flemish	973
“ . . . .	708	Wrought Bronze	658	Granada, . . .	870	Moorish	878
Blois, . . . .	915	Francis I	941	Hampden, . . .	856	Gothic	853
Boston, . . .	799	Adams	753	Hartford, . . .	923	Renaissance	946
Bourbon, . . .	910	Early French Renaissance	937	Hatfield, . . .	940	Elizabethan	978
Brooklyn, . . .	817	Greek	800	Holland, . . . .	717	Wrought Bronze	676
Cairo, . . . .	703	Wrought Bronze	650	Hortense, . . .	981	Empire	1034
Cambridge, . . .	767	Colonial	713	Hudson, . . . .	751	Dutch Colonial	683
Candia, . . .	815	Greek	792	Imperial, . . .	772	Colonial	732
Canton, . . .	600	Wrought Steel	621	Jefferson, . . .	761	“	691
Capri, . . . .	842	Romanesque	836	Jerome, . . . .	801	Adams	759
Ceylon, . . . .	702	Wrought Bronze	647	Kent, . . . . .	750	Dutch Colonial	679
Chalons, . . .	925	Renaissance	954	Leicester, . . .	941	Elizabethan	982
Columbia, . . .	. . .	Plain, Wrought Steel	551	Leonidas, . . .	820	Greek	812
“ . . . .	. . .	“ Wrought Bronze	560	Lille, . . . . .	890	French Renaissance	914
“ . . . .	. . .	“ Cast Bronze	587	Lorraine, . . .	614	Wrought Steel	636
Como, . . . .	613	Wrought Steel	634	“ . . . . .	714	Wrought Bronze	670
“ . . . .	713	Wrought Bronze	668	Lotus, . . . . .	992	L'Art Nouveau	1040
Concord, . . .	651	Cast Iron	640	Louvre, . . . .	973	Louis XVI	1026
Cordova, . . .	871	Moorish	881	Lucca, . . . . .	876	Italian Renaissance	890
Corinth, . . .	650	Cast Iron	638	Lutetia, . . . .	960	Louis XV	1000
“ . . . .	812	Greek	780	Lyons, . . . . .	897	French Renaissance	922



## INDEX TO DESIGNS

(CONTINUED)

NAME	SERIAL No.	SCHOOL	PAGE	NAME	SERIAL No.	SCHOOL	PAGE
Mantua, . . .	715	Wrought Bronze	672	Rope, . . . .	774	Colonial	740
Marathon, . .	822	Greek	820	Royal, . . . .	773	"	736
Marburg, . . .	843	Romanesque	840	Salisbury, . . .	857	Gothic	857
Marne, . . . .	965	Rococo	1006	Savoy, . . . .	898	French Renaissance	926
Marseilles, . .	891	French Renaissance	918	Serilly, . . . .	971	Louis XVI	1018
Maryland, . . .	765	Colonial	706	Sparta, . . . .	821	Greek	816
Meander, . . .	811	Greek	776	Standish, . . .	775	Colonial	744
Mentone, . . .	899	French Renaissance	930	St. Denis, . . .	966	Rococo	1009
Monaco, . . . .	924	Renaissance	950	St. Marks, . . .	861	Gothic	873
Naples, . . . .	841	Romanesque	832	St. Remi, . . .	900	French Renaissance	934
Nemours, . . .	951	Louis XIV	991	Tivoli, . . . .	879	Italian Renaissance	902
New York, . . .	816	Greek	796	Tours, . . . .	652	Cast Iron	642
Norfolk, . . .	763	Colonial	699	Trianon, . . . .	970	Louis XVI	1014
Oakland, . . .	760	"	687	Trient, . . . .	859	Gothic	865
Olympus, . . .	819	Greek	808	Trojan, . . . .	814	Greek	788
Orvieto, . . . .	877	Italian Renaissance	894	Tyrol, . . . .	858	Gothic	861
Paris, . . . .	950	Louis XIV	987	Utrecht, . . . .	934	Flemish	969
Parthenon, . .	810	Greek	772	Vendome, . . . .	926	Renaissance	958
Passy, . . . .	972	Louis XVI	1022	Veronese, . . .	878	Italian Renaissance	898
Pavia, . . . .	882	Italian Renaissance	909	Viking, . . . .	705	Wrought Bronze	652
Philadelphia, .	840	Romanesque	829	Vincennes, . . .	961	Louis XV	1004
Piccadilly, . .	653	Cast Iron	644	Virginia, . . . .	610	Wrought Steel	630
" . . . .	927	Renaissance	962	" . . . .	710	Wrought Bronze	662
Pilgrim, . . . .	769	Colonial	720	Vittoria, . . . .	611	Wrought Steel	632
Princess, . . .	609	Wrought Steel	628	" . . . .	711	Wrought Bronze	664
" . . . .	709	Wrought Bronze	660	Voltaire, . . . .	712	" "	666
Puritan, . . . .	768	Colonial	716	Warren, . . . .	766	Colonial	709
Putnam, . . . .	707	Wrought Bronze	656	Washington, . .	. . .	Plain, Wrought Steel	557
Quincy, . . . .	776	Colonial	748	" . . . .	. . .	" Wrought Bronze	578
Regal, . . . .	770	"	724	" . . . .	. . .	" Cast Bronze	612
Regina, . . . .	771	"	728	Windsor, . . . .	803	Adams	767
Roanoke, . . .	716	Wrought Bronze	674				

Pages IV and V index by school

Design

School

Finish  
Page V



# STORE DOOR LOCK SETS

CAST IRON



SET NOS. 698914 TO 698920




699914 TO 699920



650914 TO 650920



652914 TO 652920



Lock No. 0382

SET NUMBER	LOCK			TWO HANDLES		AMBER BRONZED	N O R P FINISH	R FINISH	S R FINISH
	NUMBER	FRONT	SEE PAGE	NUMBER	INCH				
698914	0382	Flat	329	3126	2 3/4 x 12 1/4	Set	Set	Set	Set
698918	382	"	330	"	"				
698920	*383	Rabbeted	"	"	"				
699914	0382	Flat	329	3128	"				
699918	382	"	330	"	"				
699920	*383	Rabbeted	"	"	"				
650914	0382	Flat	329	65081	2 3/4 x 14 1/4				
650918	382	"	330	"	"				
650920	*383	Rabbeted	"	"	"				
652914	0382	Flat	329	65280	3 x 15 1/2				
652918	382	"	330	"	"				
652920	*383	Rabbeted	"	"	"				

Prefix letters for finish. Description of finishes, page VI

\* State hand

One Set in a Box, with Screws





# COLUMBIA DESIGN


CAST BRONZE  
WROUGHT BRONZE, SEAMLESS KNOBS

## VESTIBULE DOOR LOCK SETS

Lock: No. 1334B; Case, 4 1/8 x 3 3/4 in.; Easy Spring Latch Bolt. See page 466

Lock: No. 1339B; Case, 5 x 4 in.; Anti-Friction Latch Bolt. See page 467

Cast Bronze Front and Bolt, German Silver Keys



SET No. 309836


SET NUMBER	Lock No.	2 1/4 IN. KNOBS No.	OUTSIDE ESCUTCHEON		INSIDE ESCUTCHEON		POLISH'D	R FINISH	SR FINISH	F FINISH †
			No.	INCH	No.	INCH				
303-736	1334B	1419 1/2	4424	2 x 7	None		Set	Set	Set	Set
303-738	"	"	"	"	4422	2 x 5 3/4				
303-748	*1339B	"	"	"	None					
303-750	"	"	"	"	4422	"				
306-736	1334B	"	4430	2 1/4 x 7 1/8	None					
306-738	"	"	"	"	4422	"				
306-748	*1339B	"	"	"	None					
306-750	"	"	"	"	4422	"				
309-736	1334B	"	4436	2 3/8 x 8	None					
309-738	"	"	"	"	4424	2 x 7				
309-748	*1339B	"	"	"	None					
309-750	"	"	"	"	4424	"				
312-738	1334B	"	4440	2 1/2 x 8 7/8	"	"				
312-750	*1339B	"	"	"	"	"				

## FRONT DOOR LOCK SETS

Lock: No. 1344B; Case, 5 x 3 3/4 in.; Easy Spring Latch Bolt. See page 466

Lock: No. 1345B; Case, 6 3/4 x 4 in.; Anti-Friction Latch Bolt. See page 467

Cast Bronze Front and Bolts, German Silver Keys



SET No. 315852  
RIGHT HAND

303-836	1344B	1419 1/2	4424	2 x 7	None					
303-838	"	"	"	"	4424	2 x 7				
306-836	"	"	4430	2 1/4 x 7 1/8	None					
306-838	"	"	"	"	4424	"				
309-836	"	"	4436	2 3/8 x 8	None					
309-838	"	"	"	"	4424	"				
309-848	*1345B	"	"	"	None					
309-850	"	"	"	"	4424	"				
312-840	1344B	2 1/2 x 2 1/4 in. { 1418 1/2 } { 1419 1/2 }	4440	2 1/2 x 8 7/8	None					
312-842	"		"	"	4424	"				
312-852	*1345B	"	"	"	None					
312-854	"	"	"	"	4424	"				
315-840	1344B	"	4448	2 3/4 x 10	None					
315-842	"	"	"	"	4430	2 1/4 x 7 1/8				
315-852	*1345B	"	"	"	None					
315-854	"	"	"	"	4430	"				
318-842	1344B	"	4458	3 1/2 x 12	4440	2 1/2 x 8 7/8				
318-854	*1345B	"	"	"	"	"				

State thickness of doors

\* State hand and if reverse bevel

† Rustless iron

Prefix letters for finish. Description of finishes, page VI

One Set in a Box, with Screws




# CONCORD DESIGN

CAST IRON

Illustrations  
One-half Size



No. 65134



No. 65122 KNOB  
No. 65131 ESC.



No. 65136




No. 65140




NOS. 65160  
AND 65165



No. 65164



No. 65122 KNOB  
No. 65130 ESC.



No. 65120 KNOB  
No. 65129 ESC.



No. 65154



No. 65175

NUMBER	INCH	DESCRIPTION	N FINISH	R FINISH	SR FINISH
651-20	2½	Door Knobs			
651-21	2½ x 2¼	“ “			
651-22	2¼	“ “			
651-29	2⅝ x 10	Escutcheon for 5, 6, and 7 in. Locks			
651-30	2⅜ x 9	“ “ 4¼, 4½, and 5 in. Locks			
651-31	2⅜ x 7⅝	“ “ 3½ and 4¼ in. Locks			
651-34	“	Cup Escutcheon for Sliding Door Locks			
651-36	1⅞ x 2¼	Escutcheon for Drawers			
651-40	“	“ “ Doors			
651-54	1½ x 4¼	Drop Handle			
651-60	1½ x 3½	Electric Push Button			
651-64	“	Bell Turn for Rotary Stroke Bell			
651-65	“	Push Button for Rotary Stroke Bell			
651-75	1½ x 4¼	Flush Sash Lift			
651-90	2⅝ x 10	Push Plate, illustrated, page 364			

State number of lock to be used with escutcheons

Prefix letters for finish. Description of finishes, page VI

With Screws




# NEW YORK DESIGN

SCHOOL, GREEK  
CAST BRONZE



## CORBIN UNIT LOCKS



SET NO. 816588

### INSIDE DOOR LOCK SETS

SET NUMBER	LOCK			KNOBS INCH	TWO ESC. INCH	POLISH'D Set	R FINISH Set	SR FINISH Set	F FINISH † Set
	No.	FRONT TO CENTER	SEE PAGE						
816-334	*2065†	2 3/4 in.	497	2 1/4	4 5/8 x 3 3/4				
816-330	"	"	"	"	2 7/8 x 10 3/8				
816-346	*2033†	"	498	"	4 5/8 x 3 3/4				
816-342	"	"	"	"	2 7/8 x 10 3/8				

### COMMUNICATING DOOR LOCK SETS

816-482	2055 1/4	2 3/4 in.	495	2 1/4	4 5/8 x 3 3/4
816-478	"	"	"	"	2 7/8 x 10 3/8
816-494	2055 1/2	"	496	"	4 5/8 x 3 3/4
816-490	"	"	"	"	2 7/8 x 10 3/8

### OFFICE DOOR LOCK SETS

816-576	§2066†	2 3/4 in.	501	2 1/4	4 5/8 x 3 3/4
816-572	"	"	"	"	2 7/8 x 10 3/8
816-588	§2067†	3 in.	502	"	5 x 4
816-584	"	"	"	2 1/2 x 2 1/4	2 7/8 x 12 1/4
816-604	§02067†	"	504	2 1/4	5 x 4
816-600	"	"	"	2 1/2 x 2 1/4	2 7/8 x 12 1/4
816-616	§2064†	"	505	2 1/4	5 x 4
816-612	"	"	"	2 1/2 x 2 1/4	2 7/8 x 12 1/4
816-682	§2061†	"	503	2 1/4	5 x 4
816-678	"	"	"	2 1/2 x 2 1/4	2 7/8 x 12 1/4

### ENTRANCE DOOR LOCK SETS (PUBLIC BUILDINGS)


816-646	*2063 1/2†	3 in.	508	2 1/4	5 x 4
816-642	"	"	"	2 1/2 x 2 1/4	2 7/8 x 12 1/4
816-658	*2063 3/4†	"	509	2 1/4	5 x 4
816-654	"	"	"	2 1/2 x 2 1/4	2 7/8 x 12 1/4
816-676	†2072†	"	510	2 1/4	5 x 4
816-672	"	"	"	2 1/2 x 2 1/4	2 7/8 x 12 1/4

### VESTIBULE DOOR LOCK SETS

816-770	§2038	2 3/4 in.	499	2 1/4	4 5/8 x 3 3/4
816-766	"	"	"	"	2 7/8 x 10 3/8
816-776	§2039	3 in.	500	"	5 x 4
816-772	"	"	"	2 1/2 x 2 1/4	2 7/8 x 12 1/4

### FRONT DOOR LOCK SETS

816-876	*2045	3 in.	500	2 1/4	5 x 4
816-872	"	"	"	2 1/2 x 2 1/4	2 7/8 x 12 1/4



SET NO. 816872. LEFT HAND

LOCKS: OPERATE BY KNOBS FROM EITHER SIDE

**No. 2065.** Knurled ring on inside knob shank locks both knobs. Key operates latch bolt at all times to enter, but does not leave knobs unlocked.

**No. 2033.** Knurled ring on the inside knob shank locks both knobs and dead-locks latch bolt. Key operates latch bolt from the outside at all times. Operating by key when locked releases latch bolt and knobs.

**No. 2055 1/4.** Thumb knobs on either side lock against opposite side, dead-locking the latch bolt.

**No. 2055 1/2.** Knurled rings on knob shanks lock against opposite side, dead-locking the latch bolt.

**No. 2066.** By key from the outside at all times. Knurled ring on inside knob shank locks the outside knob.

**No. 2067.** By key from the outside at all times. Knurled ring on inside knob shank locks the outside knob.

**No. 02067.** By key from the outside at all times. Knurled ring on inside knob shank locks the outside knob. Auxiliary latch automatically locks latch bolt so that it cannot be forced back when door is locked.

**No. 2064.** By key from the outside at all times. Stop in face locks outside knob.

**No. 2061.** By key from the outside at all times. Outside knob is locked by pressing the latch bolt into the lock face beyond the usual position.

**No. 2063 1/2.** Key locks outside knob only from either side.

**No. 2063 3/4.** Key locks both knobs and dead-locks the latch bolt from either side.

**No. 2072.** Main bolt by key from either side.

**No. 2038.** By key from the outside at all times. Knurled ring on inside knob shank locks the outside knob.

**No. 2039.** By key from the outside at all times. Knurled ring on the inside knob shank locks the outside knob.

**No. 2045.** Both bolts by key from the outside at all times. Knurled ring on the inside knob shank locks the outside knob. Main bolt is locked from inside by thumb knob.

Escutcheons, horizontal type, 4 5/8 x 3 3/4 in. for door stiles 5 1/4 in. or wider  
" " " " 5 x 4 " " " " 5 5/8 " " "

State thickness of doors \* State hand and if reverse bevel † Master keyed ‡ Rustless iron § State if reverse bevel  
Prefix letters for finish. Description of finishes, page VI ¶ State hand One Set in a Box, with Screws