

HARDWARE

MANUFACTURED BY

P. & F. CORBIN,

1895.

Factories and General Offices:

NEW BRITAIN, CONN., U. S. A.

Warerooms:

NEW YORK.

PHILADELPHIA.

CHICAGO.

Numer-
ical
Index

Bommer
Hinges
to
295

296
to
01413

1416
to
3041

3041
to
9825

9851
to
0124

eneral
Index

nishes

	Page.
CATCHES, Table,	139
“ Top,	150
“ Transom,	284 & 285
CENTERS, Sash,	281 to 283
CHAINS, Transom,	287
CHECKS, Door,	359
“ and Springs, Door,	359
CHECK SPRINGS,	97
CLEATS, Line,	320
CORD IRONS, Sash,	280
COMMUNICATING DOOR SETS,	662
CUPBOARD TURNS,	140 to 143

D

DESCRIPTION OF FINISHES,	15
DOOR KNOCKERS,	351 to 354
“ SPRING and CHECK,	359
“ STOPS,	355
DRAWER HANDLES,	218 & 231
DROP “	232 to 241

E

ESCUTCHEONS, Drawer,	570 & 571
“ Drop,	562 to 569
“ Flush Cup,	480 to 501
“ French Circular,	151
“ and Lever Handles,	625 to 633
“ Plate,	562 to 571
“ and Rose Combined,	572 to 624
“ Thread,	151
ESPAGNIOLETTE BARS,	57

F

FASTENERS, Cab,	288
“ Casement,	152 & 153
“ Chain, Door,	76 to 81
“ Sash,	244 to 249
“ Table,	288
FIGURES,	350
FINISHES, Description of	15
FLUSH CUP ESCUTCHEONS,	480 to 501
“ RINGS,	289
FRONT DOOR SETS,	652 to 659

H

HANDLES, Bar,	206
“ Barn Door,	156
“ Chest,	242 & 243
“ Crank and Knobs,	559
“ Cup and Drop,	503
“ Drawer,	218 to 231

HANDLES, Drop,	232 to 241 & 503
“ Lever,	560 & 561
“ “ and T,	557 & 558
“ Lifting,	230
“ Shutter,	230
“ Store Door with Lift Latch,	156 & 157
“ “ “ “ Mortise “	158 to 162
“ “ “ “ “ Lock,	164 to 191
HINGES, Conical Joint,	40
“ Dolphin,	41
“ Piano Forte,	4
“ Pin or Center,	40
“ Quadrant,	41
“ Shutter,	8 & 9
“ Spring,	39 $\frac{1}{4}$ & 39 $\frac{1}{2}$
“ Stay or Support,	40
“ Water Closet,	12 & 13
HINGE PLATES,	634 to 643
HITCHING RINGS,	358
HOOKS, Baggage Check,	315
“ Bird Cage,	290 to 293
“ Cabin Door,	294
“ Ceiling,	300 & 301
“ Chandelier,	297 to 299
“ Clothes Line,	315
“ Coat and Hat,	303 to 313
“ Cup,	296
“ Harness,	316 & 317
“ Lamp,	297
“ Looking Glass,	295
“ Picture,	295
“ Regalia,	314
“ School House,	318
“ Screw,	295
“ “ Acorn,	295
“ Shutter,	268 to 275
“ “ Sliding,	288
“ Towel,	314
“ Wardrobe,	302 & 303

I

IRONS, Sash Cord,	280
INSIDE DOOR SETS,	644 to 651

K

KEYS, Door,	663 to 677
KNOBS and CRANK HANDLES,	559
“ Door, Bronze Metal,	552 to 555, 572 to 624
“ “ Iron, Jet, Mineral, and Porcelain,	548 to 551
“ Mortise Bolt,	556
“ and Oblique T Handle,	558

	Page.
KNOBS, Picture,	276
“ Shutter,	276 & 277
“ Screwless,	547
“ with Rose and Escutcheons,	572 to 624
“ Thumb,	556
“ Turnbuckle,	558
KNOCKERS, Door,	351 to 354

L

LATCHES, Barn Door,	156
“ Communicating Door,	452 & 453
“ Cottage,	151
“ Elevator,	505
“ French Window,	368 & 369
“ Mortise Knob,	362 to 367
“ “ Night,	372 to 375
“ “ “ Harvard,”	376
“ “ Sliding Door,	466 to 469
“ “ Vestibule,	429, 431, 433, 435, 437, 439, 441, 447, & 449
“ Mortise Vestibule, “ Harvard,”	443, 445, & 451
“ “ Knob, “ Harvard,”	456
“ Rim Knob,	506 to 509
“ “ Night,	510 & 511
“ “ “ Harvard,”	512
“ Thumb,	154 to 156
“ Water Closet,	14
LETTERS, Ornamental,	349
LETTER BOX PLATES,	82 to 95
“ BOXES, Apartment House,	134
LEVERS, Bell,	100 & 101
LEVER HANDLES and ESCUTCHEONS,	625 to 633
LIFTS, Bar Sash,	262 to 265
“ Flush “	254 to 261
“ Hook “	250 to 252
“ and Lock Sash,	253
“ Transom,	286
LINE CLEATS,	320
LOCKS, Cabinet,	678
“ Elevator Door,	505
“ Gate,	546
“ Mortise Dead,	380 to 386
“ “ “ Harvard,”	387 to 390
“ “ Knob,	392 to 400
“ “ “ Hotel,	417 to 421
“ “ “ 3 Bolts,	422 & 423
“ “ “ Rabbeted,	424 to 427
“ “ Front Door,	428 to 451
“ “ “ “ Harvard,”	442 to 451
“ “ Knob, “ Harvard,”	455, 457, & 460
“ “ Rabbeted,	446 to 451
“ Rim Dead,	513 to 525

	Page.
LOCKS, Rim Dead, “ Harvard,”	518
“ “ “ Store Door,	520 to 523
“ “ “ “ “ Harvard,”	524 & 525
“ “ Knob,	526 to 545
“ Sliding Door,	464 to 479, & 504
“ with Furniture,	644 to 662
LOCKER RINGS,	289

M

MATCH SAFES,	357
MOUTH PIECES,	132
“ “ with Push Button,	132 & 133

N

NAME PLATES,	349
------------------------	-----

O

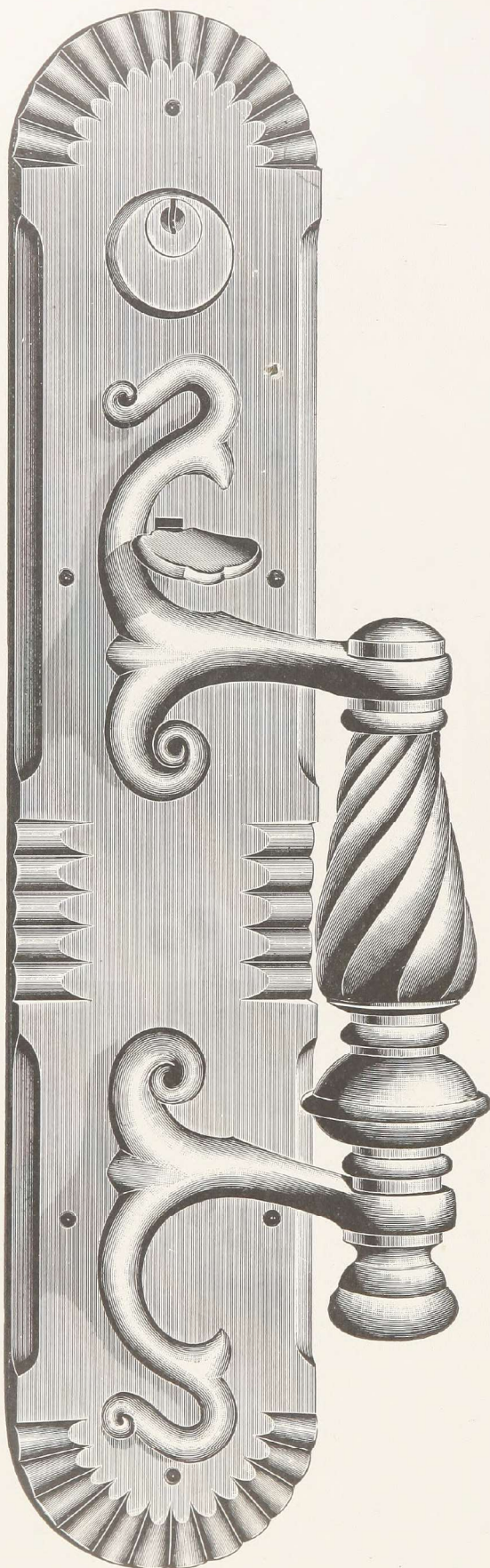
OX BALLS,	75
---------------------	----

P

PLATES, Card,	348
“ Hinge,	634 to 643
“ Letter Box,	82 to 95
“ Looking Glass,	319
“ Name,	349
“ Newspaper Box,	85
“ Push,	207 to 217
“ Sash,	266 & 267
PICTURE KNOBS,	276
PULLS, Barn Door,	192
“ Bell,	102 to 109
“ Door,	193 to 205
“ Drawer,	218 to 229
“ Druggists' Drawer,	228 & 229
“ Sash,	278 & 279
“ Sliding Door, Flush,	503
“ “ “ Mortise,	502
“ Slide Bell,	110
PULLEYS, Axle,	334 to 341
“ Canopy,	320
“ Ceiling,	326
“ Clothes Line,	322 to 324
“ End,	327
“ Hot House,	326
“ Screw,	321
“ “ Incased,	325
“ Side,	320 & 327
“ Swing,	320
“ Swivel, Incased,	325
“ Tackle or Awning,	323
“ Upright,	320 & 327

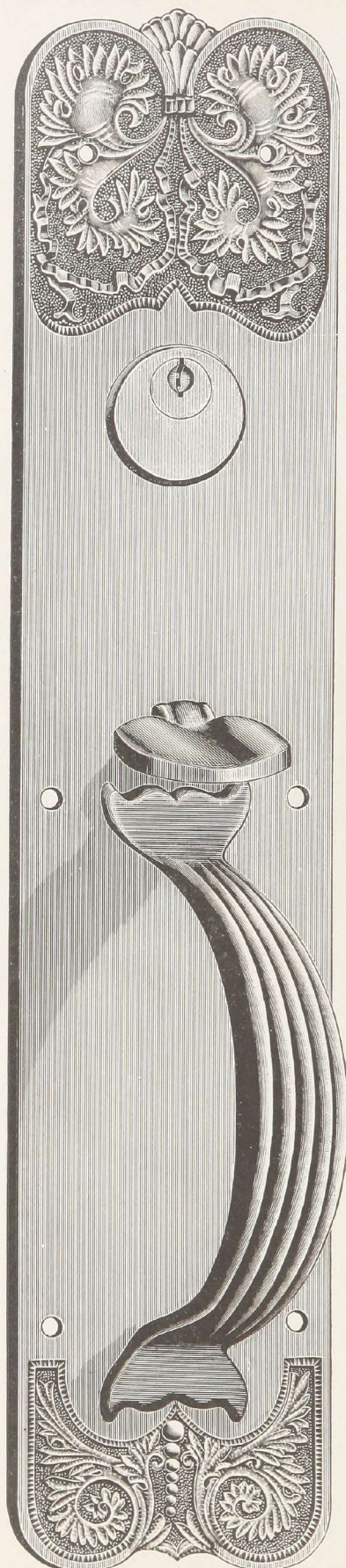
	Page.		Page.
Q			
QUADRANT CATCHES,	149	SETS, Office Door,	660 & 661
QUADRANTS,	289	SHEAVES, Elevator Door,	331
R			
RAIL, Sliding Door,	333	“ Hanging,	330
RINGS, Flush,	289	“ Shutter,	332
“ Hitching,	358	“ Sliding Door,	330
“ Locker,	289	“ “ “ Corbin's Patent,	328 to 329
ROLLERS, Sash,	287	“ “ “ Hatfield's “	328
ROSE and ESCUTCHEON, Combined,	572 to 624	SHELF BRACKETS,	343 to 347
S			
SAFES, Match,	357	SHUTTER BARS and HOOKS,	268 to 275
SASH CENTERS,	281 to 283	“ HOOKS, Sliding,	288
“ CORD IRONS,	280	“ KNOBS,	276 & 277
“ FASTENERS,	244 to 249	“ SHEAVES,	332
“ LIFTS,	250 to 265	SOCKETS, Sash,	266 & 267
“ PLATES,	266 & 267	SPIKES, Bell,	97
“ PULLS,	278 to 279	SPRING and CHECK, Door,	359
“ ROLLERS,	287	SPRINGS, Check,	97
“ SOCKETS,	266 & 267	“ Window,	280
SAW SETS,	356	STOPS, Door,	333 & 355
SCREWS, Cap,	360	“ “ and Holder,	355
“ Coach,	360	STRAPS, Hinge,	634 to 643
“ Dowell,	360	T	
“ Looking Glass,	319	TRANSOM CATCHES,	284 & 285
“ Machine,	360	“ CENTERS,	281 to 283
“ Saw,	360	“ CHAINS,	287
“ Side Knob,	360	“ LIFTS,	286
“ Window Stop,	278	TOWEL RACKS,	358
“ Wood,	360	TURNS, Cupboard,	140 to 143
SCREWLESS KNOBS,	547	TURNBUCKLES, Mortise,	377
SETS, Communicating Door,	662	W	
“ Front Door,	652 to 659	WINDOW STOP SCREWS,	278
“ Inside “	644 to 651	“ SPRINGS,	280
		WRENCHES, Ox Ball,	41

STORE DOOR HANDLES



No. 1889. Size of Plate, $3\frac{1}{4} \times 16$ Inch.

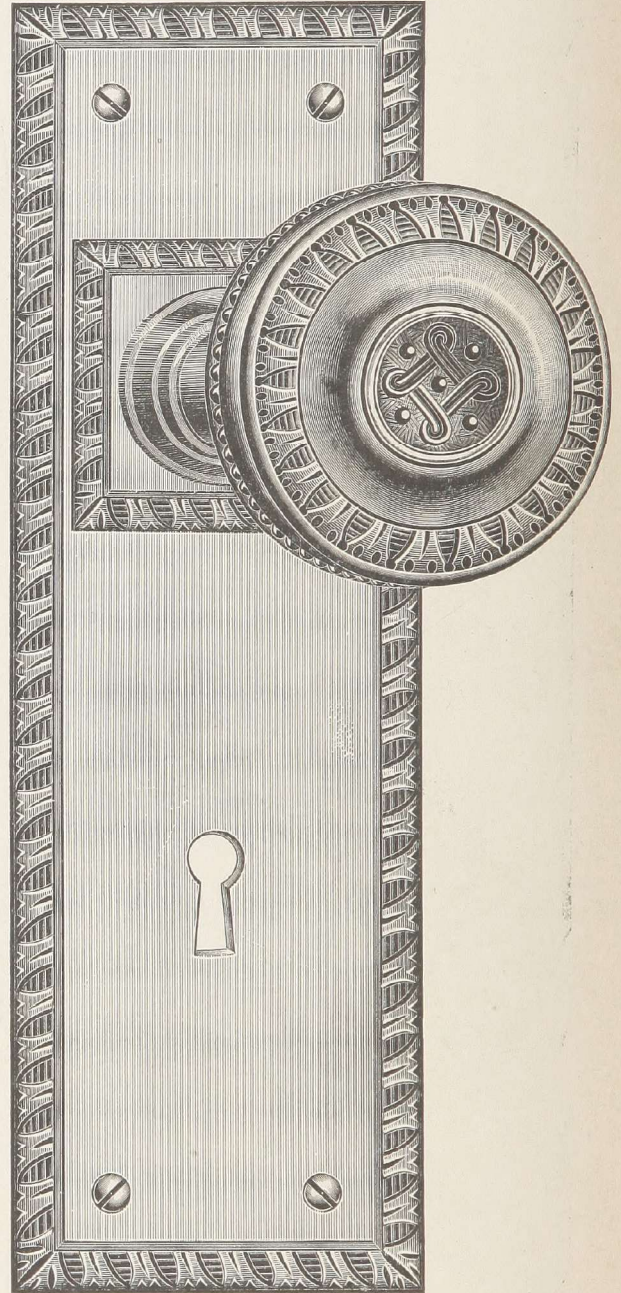

Description on Opposite Page.



No. 09321. Size of Plate, $3\frac{1}{4} \times 14\frac{3}{4}$ Inch.
Design, "Moresque."

KNOBS AND ESCUTCHEONS

Design, "ETRUSCAN"



No. 1528 KNOB. No. 1460 ROSE and ESCUTCHEON.

No. 1529 KNOB. No. 1460 1/4 ROSE and ESCUTCHEON.

No.	Size, inch.	DESCRIPTION.	Per Pair.
1528	2 1/2	BRONZE METAL KNOB, with Screws,	Each.
1529	2 1/4	" " " " "	
1460	2 1/2 x 9 3/8	" " ROSE and ESCUTCHEON, with Screws. Suitable for all Front Door Locks,	Each.
1460 1/4	2 1/4 x 7 1/8	" " " " " " " " " 3 1/2, 4, 4 1/2, and 5 inch Locks,	

In ordering ESCUTCHEONS, state No. of LOCK they are to be used with.

For Prices, see Section No. 3, PRICE LIST.

